

Swing-By Combined with Impulsive Maneuvers in the Sun-Jupiter System

Alessandra Ferraz da Silva¹

Antonio Fernando Bertachini de Almeida Prado¹

Othon Cabo Winter²

Instituto Nacional de Pesquisas Espaciais - INPE – Brazil¹

São José dos Campos - SP - 12227-010 – Brazil

Grupo de Dinâmica Orbital & Planetologia – Univ. Estadual Paulista - UNESP – Brazil²

Guaratinguetá – SP – 12516-410 - Brazil

E-mail: ALEFERRAZSILVA@HOTMAIL.COM

E-mail: PRADO@DEM.INPE.BR

E-mail: OCWINTER@GMAIL.COM

Abstract: This paper makes a study of the effects of a Swing-By combined with an impulsive maneuver in the orbit of a spacecraft passing by Jupiter in the Sun-Jupiter system. The Swing-By is a maneuver where the spacecraft approaches a celestial body to gain or lose energy from its gravity. This combined maneuver causes a change in the orbit of the spacecraft. The goal is to calculate the maximum variation of the energy obtained from this combined maneuver. This type of maneuver is important, because it generates a significant fuel economy in space missions. The studies were done with the periapse of the orbit of the spacecraft around Jupiter in different points and with the impulse applied in different directions. The results show that, in general, the application of the impulse in directions that are not tangential to the orbit is more efficient.

Key Words: Swing-By, impulsive maneuver, spacecraft trajectories.

1. Introduction

The Swing-By combined with an impulse is a maneuver where the spacecraft passes near a celestial body to gain or lose energy from its gravity field and receives an impulse during this passage. The goal of this type of maneuver is the fuel economy of the spacecraft that performs the maneuver. Recent examples of missions that used this type of maneuver are shown in the internet, like references [1] and [2].

There are several papers in the literature studying this maneuver in more detail or using this method in real missions, like Longuski and Strange [3], who studied graphical methods to plan gravity assisted trajectories, with the goal of lowering the launch mass and the flight time, to make accessible targets of great scientific interests. Araújo, Winter and Prado [4] studied the Swing-By effect in the system Vesta-Magnya. In addition to these works, there are many others available in the literature, like shown in references [5] to [27].

In this paper we study the Swing-By maneuver combined with the application of an

impulse in the periapse of the passage of the spacecraft by Jupiter. In the literature there is a paper of this type applied to the Earth-Moon-spacecraft system [14].

The maneuver is studied in a system composed by three bodies [15], where M_1 is the primary body, the one with the largest mass; M_2 is the secondary body that orbits M_1 ; and M_3 is a particle with a mass that can be considered negligible that orbits M_1 and then makes a Swing-By with M_2 .

The maneuver is identified by three parameters: V_{inf} , the magnitude of the velocity of approach; ψ , the approach angle, which defines the position of the periapse; and r_p , the periapse radius, the shortest distance between the spacecraft and the secondary body. To identify the Swing-By with an impulse, in addition to these three parameters, there are two more parameters required to describe the impulse: δV , the magnitude of the impulse, in km/s, and α , an angle that defines the direction of the impulse applied.

2. Dynamics of the System

The system is composed by three bodies, according to the well known restricted problem of three bodies. Because there is no analytical solution for this system, numerical integration was used.

In the present work, M_1 is the Sun, M_2 is Jupiter, and M_3 is the spacecraft that makes a Swing-By with Jupiter and that is supposed to have a negligible mass. The equations of motion are:

$$\ddot{x} - 2\dot{y} = \frac{\partial \Omega}{\partial x} \quad (1)$$

$$\ddot{y} + 2\dot{x} = \frac{\partial \Omega}{\partial y} \quad (2)$$

$$\Omega = \frac{1}{2}(x^2 + y^2) + \frac{1-\mu}{r_1} + \frac{\mu}{r_2} \quad (3)$$

It is observed that the equations of motion depends on the potential Ω , that depends on r_1 , the distance between M_1 and M_3 ; and r_2 , the distance between M_2 and M_3 . When r_1 and r_2 have values equal or near zero a singularity occurs in the numerical integration. To avoid this singularity we use the method of Lemaître regularization [16]. This method eliminates the singularities by replacing variables.

In this paper we studied the Swing-By combined with the application of an impulse in the periapse of the orbit, that is, when $\theta = 0^\circ$, as shown in Figure 1. We used $r_p = 1.1$ Jupiter's radius.

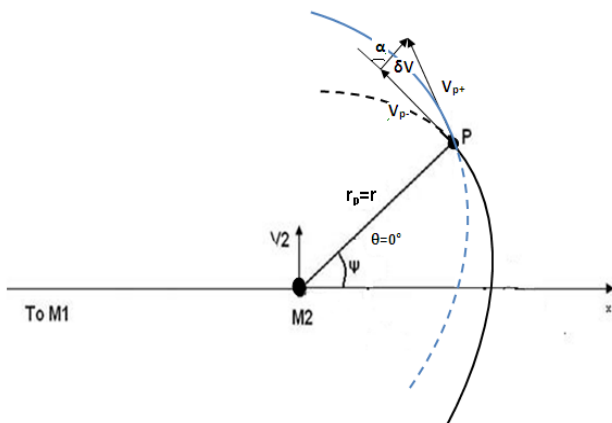


Figure 1 – Geometry of the Swing-By combined with an impulse applied at the periapse.

The algorithm works as follow: 1) Search the point where the impulse will be applied. In this case $\theta = 0^\circ$, then the impulse will be applied at the periapse, the point P in Figure 1; 2) From the point P, a numerical integration is made in reverse time [17], without applying the impulse, to obtain the data of the first orbit; 3) Then, the impulse is applied at the point P, in the direction defined by the angle α and with a magnitude δV , and after that we integrate the equations of motion of the spacecraft forward in time to get the data of the new orbit; 4) Finally, the difference between these energies are calculated. Thus, we can obtain the maximum variation of the energy as a function of the magnitude of the impulse and the angle α .

3. Results

We study the case Sun-Jupiter-spacecraft in the situation where $\theta = 0^\circ$, $-180^\circ < \alpha < 180^\circ$, varying in steps of 0.1 for different values of ψ . Since the goal is to analyze the maximum variation of energy, we concentrate the study in the region $180^\circ < \psi < 360^\circ$, because this is a region where energy is gained due to the Swing-By. For $\psi = 270^\circ$ we have the maximum gain of energy. It is possible to see this observation from Equation 5 [18]:

$$E_o = E_i - 2V_2V_{inf-} \sin \delta \sin \psi \quad (5)$$

This equation calculates the energy of the spacecraft after the close approach with M_2 . In equation 5, E_i is the energy before the close approach; V_2 is the linear velocity of M_2 relative to the center of mass of M_1 and M_2 ; V_{inf-} is the magnitude of the velocity of approach; δ is half of the curvature angle of the first orbit; and ψ is the angle of approach. The studies were done for $\psi = 180^\circ$, $\psi = 225^\circ$, $\psi = 270^\circ$ and $\psi = 315^\circ$, that covers the interval where there are energy gains.

In the cases where $\psi = 180^\circ$ and $\psi = 225^\circ$, the maximum variation of energy occurs for α negative. This fact occurs because, when α is negative, the spacecraft goes to a trajectory that passes closer to Jupiter, so increasing the effects of the Swing-By. Then the energy lost with the impulse applied out of the periapse is compensated by this gain. Figures 2 to 7 are made for $\psi = 180^\circ$, $\psi = 225^\circ$ and $\psi = 270^\circ$ considering different values for the magnitude of impulse.

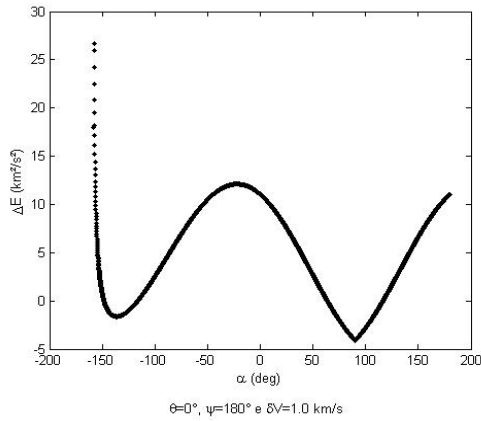


Figure 2 – Graphics of α vs. ΔE , with $\psi = 180^\circ$ and $\delta V = 1.0 \text{ km/s}$.

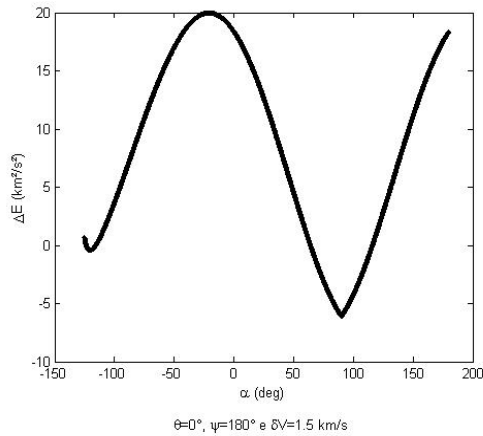


Figure 3 – Graphics of α vs. ΔE , with $\psi = 180^\circ$ and $\delta V = 1.5 \text{ km/s}$.

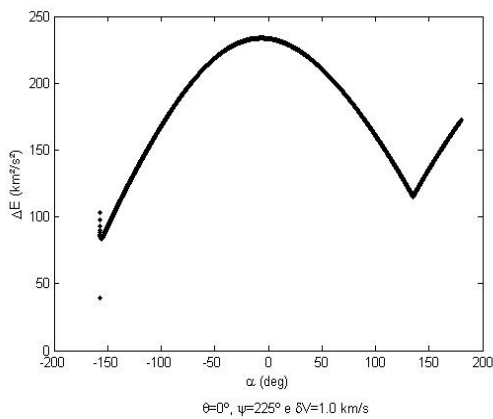


Figure 4 - Graphics of α vs. ΔE , with $\psi = 225^\circ$ and $\delta V = 1.0 \text{ km/s}$.

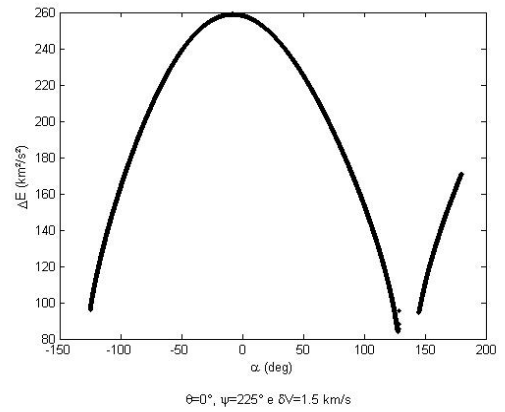


Figure 5 - Graphics of α vs. ΔE , with $\psi = 225^\circ$ and $\delta V = 1.5 \text{ km/s}$.

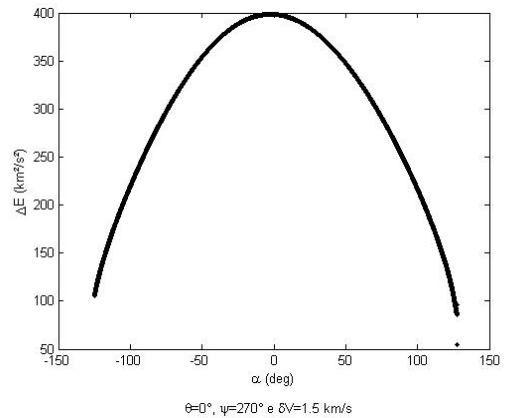


Figure 6 - Graphics of α vs. ΔE , with $\psi = 270^\circ$ and $\delta V = 1.5 \text{ km/s}$.

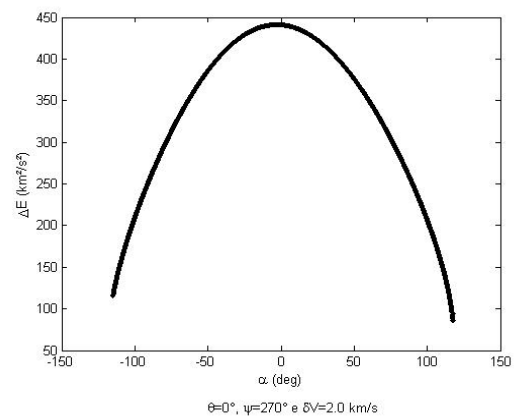


Figure 7 - Graphics of α vs. ΔE , with $\psi = 270^\circ$ and $\delta V = 2.0 \text{ km/s}$.

For the cases where $\psi = 270^\circ$, it is possible to notice that the maximum variation of energy occurs for negative values of α . This fact happens because for values of α negative, there is a decrease in r_p , so the effect of the Swing-By is increased. Figures 8 to 11 are made for $\psi = 315^\circ$, for different values of the magnitude of impulse.

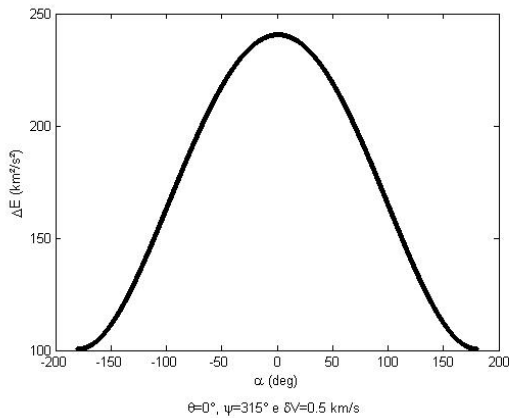


Figure 8 - Graphics of α vs. ΔE , with $\psi = 315^\circ$ and $\delta V = 0.5 \text{ km/s}$.

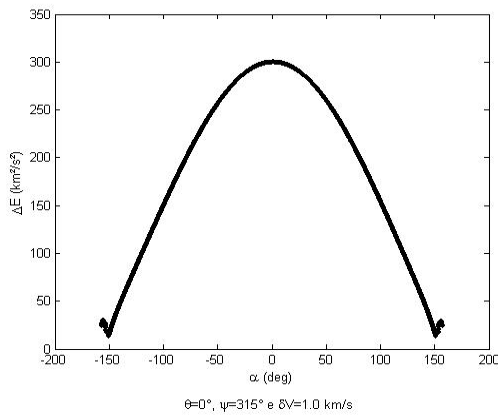


Figure 9 - Graphics of α Vs ΔE , with $\psi=315^\circ$ and $\delta V=1.0 \text{ km/s}$.

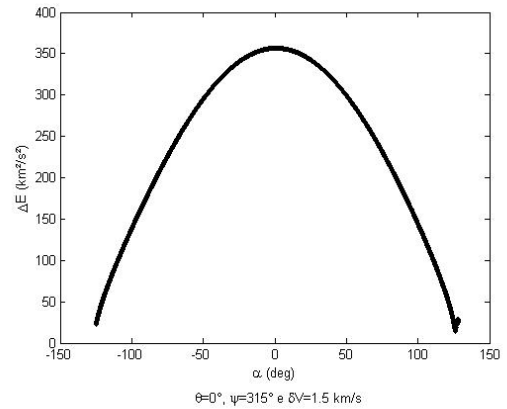


Figure 10 - Graphics of α vs. ΔE , with $\psi = 315^\circ$ and $\delta V = 1.5 \text{ km/s}$.

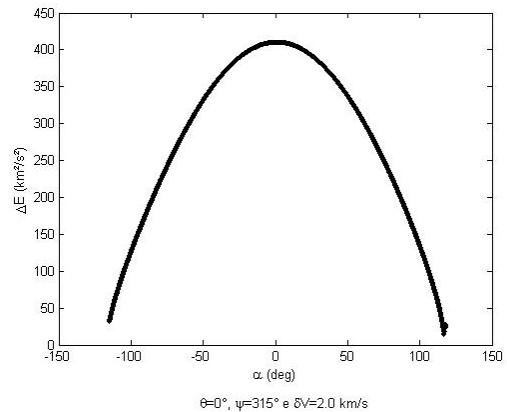


Figure 11 - Graphics of α vs. ΔE , with $\psi = 315^\circ$ and $\delta V = 2.0 \text{ km/s}$.

In these figures and in Table 1, it is possible to see that the maximum variation of energy grows up as the magnitude of the impulse applied increases, what is expected, because more energy is transferred to the spacecraft.

When $\psi = 315^\circ$ the spacecraft is in the region where the spacecraft gains energy from the Swing-By, but is travelling to go near the frontier where the gains becomes losses ($\psi = 360^\circ$). So, the values for α is around zero, with the intention of minimizing the change of the geometry of the system to avoid that the spacecraft reaches a region where there is a loss in the energy. In Figs. 8, 9 and 10 the value of α for the maximum variation of energy is 0.9° and in Fig. 11 the maximum variation of energy occurs for $\alpha = 0.8^\circ$.

Table 1 - Maximum variation of energy and their data, for $r_p = 1.1$ Jupiter's radius, with θ equal to 0° .

ψ	δV (km/s)	ΔE_{\max}	α
180°	1.5	19.9740	-20.8°
180°	2.0	28.8649	-19.7°
180°	2.5	38.7032	-18.8°
180°	3.0	49.4267	-17.9°
180°	3.5	60.9842	-17.1°
180°	4.0	73.3319	-16.4°
225°	1.5	258.9481	-7.9°
225°	2.0	283.0748	-9.0°
225°	2.5	306.5115	-9.9°
225°	3.0	329.5409	-10.7°
225°	3.5	352.3514	-11.4°
225°	4.0	375.0731	-12.0°
270°	1.5	398.5889	-2.4°
270°	2.0	441.2306	-2.9°
270°	2.5	481.9640	-3.5°
270°	3.0	521.2718	-3.9°
270°	3.5	559.4926	-4.4°
270°	4.0	596.8742	-4.9°
315°	1.5	356.6317	0.9°
315°	2.0	410.5652	0.8°
315°	2.5	462.6676	0.7°
315°	3.0	513.3236	0.6°
315°	3.5	562.8091	0.4°
315°	4.0	611.3335	0.3°

In every figure, the regions where there are no curves are regions where captures of the spacecraft by

Jupiter occurred. This happens because, for α around -180° and 180° , it means that the impulse was applied in the opposite direction of the motion of the spacecraft. Then the spacecraft has its velocity decreased and tends to go into a lower orbit, which can cause the capture of the spacecraft by M_2 .

Table 1 shows the maximum variation of energy for different values of the magnitude of the impulse and the angle of approach $\psi = 180^\circ$, $\psi = 225^\circ$, $\psi = 270^\circ$ and $\psi = 315^\circ$. In Table 1 ΔE_{\max} is the maximum variation of energy. With this study we verified the importance of the parameter α in this type of maneuver. It defines the curvature of the second orbit. If the goal is to decrease r_p and so to increase the effect of the Swing-By, α determines how the spacecraft will approach M_2 to obtain the maximum energy without colliding with the body.

4. Conclusions

From the studies and results obtained in the present paper, it is concluded that the best direction to apply an impulse is in directions that are not tangential to the orbit, so $\alpha \neq 0^\circ$. A maneuver with these characteristics tends to make better use of the Swing-By combined with the impulse applied, therefore larger magnitudes for the variation in energy is obtained. The best values for each circumstance are shown, as a function of the parameters that defines the trajectory.

REFERENCES

- [1] NASA. LCROSS – Lunar Crater Observation and Sensing Satellite – LCROSS Overview. Page Editor: Robert Garner. 2010. Available in: <http://www.nasa.gov/mission_pages/LCROSS/overview/index.html> Accessed: 13 Mar. 2013.
- [2] NASA.Messenger Trajectory. Developed by JHU/APL. 1999-2012. Available in: http://messenger.jhuapl.edu/the_mission. Accessed: 13 Mar. 2013.
- [3] LONGUNSKI, J. M.; STRANGE, N. J. Graphical Method for Gravity-Assist Trajectory Design. **Journal of Spacecraft and Rockets**, v. 39, n. 1, p. 9-16, 2002.
- [4] ARAUJO, R. A.; WINTER, O. C.; PRADO, A. F. B. A. The Swing-By Effect in the Vesta-Magnya Case. Single and Multiple Encounters. **WSEAS Transactions on Systems**, v. 11, n. 6, p. 187-197, June 2012. Available in: <<http://www.wseas.org/multimedia/journals/systems/2012/55-239.pdf>>. Accessed: 06 fev. 2013.

- [5] DUNHAM, D.; DAVIS, S. Optimization of a Multiple Lunar- Swing-By Trajectory Sequence. **Journal of Astronautical Sciences**, v. 33, n. 3, p. 275-288, 1985.
- [6] PRADO, A. F. B. A.; BROUCKE, R. A. Júpiter Swing-By trajectories passing near the Earth. **Advances in the Astronautical Sciences**, v. 82, n. Part 2, p. 1159-1176, 1993. AAS - AIAA Spaceflight Mechanics Meeting, 3, 22-24 Feb., 1993. (INPE-5596-PRE/1811).
- [7] PRADO, A.F.B.A ; BROUCKE, R. A. A Classification of Swing-By Trajectories Using the Moon. **Applied Mechanics Reviews**, v. 48, n.11, p. 138-142, 1995.
- [8] PRADO, A.F.B.A. Close-Approach Trajectories in the Elliptic Restricted Problem. **Journal of Guidance, Control and Dynamics**, v. 20, n. 4, pp. 797-802, 1997.
- [9] McCONAGHY, T. T.; DEBBAN, T. J.; PETROPULOS, A. E.; LONGUNSKI, J. M. Design and optimization of low-thrust gravity trajectories with gravity assist. **Journal of Spacecraft and Rockets**, v. 40, n. 3, p. 380-387, 2003.
- [10] GOMES, V. M.; PRADO, A. F. B. A. Swing-By maneuvers for a cloud of particles with planets of the Solar system. **WSEAS Transactions on Applied and Theoretical Mechanics**, v. 3, n. 11, p. 859-868, 2008.
- [11] GOMES, V.M.; PRADO, A.F.B.A. A Study of the Close Approach Between a Planet and a Cloud of Particles. *Recent Advances in Signal Processing, Robotics and Automation*, p. 126-131. ISBN 978-960-474-054-3, Cambridge, England, 2009.
- [12] SUKHANOV, A. VELHO, H. F. C.; MACAU, E. ; WINTER, O. The Aster Project: Flight to a Near-Earth Asteroid. **Cosmic Research**, v. 48, p. 443-450, 2010.
- [13] FORMIGA, J K S.; PRADO, A. F. B. A. A Close Approach Between a Planet and a Particle: Sun-Júpiter System. In: WSEAS International Conference on System Science and Simulation in Engineering, Penang. **Proceedings...** 2011, p. 32-37.
- [14] PRADO, A. F. B. A. Powered Swing-By. **Journal of Guidance Control and Dynamics**, v. 19, n. 5, p. 1142-1147, Sept. - Oct. 1996. (INPE-6732-PRE/2754).
- [15] MURRAY C. D.; DERMOTT S. F. 1999, *Solar System Dynamics*, 1 edn. Cambridge University Press
- [16] LAPA, L.C. Regularização de Singularidades em Mecânica Celeste. 2008. f. 80. Dissertação (Mestrado em Matemática) - Universidade Federal de Pernambuco. Recife. 2008.
- [17] VIEIRA NETO, E. & WINTER, O. C. Time Analysis for Temporary Gravitational Capture: Satellites of Uranus. **Astronomical Journal**, v. 122, p. 440, 2001.
- [18] BROUCKE, R.A. The Celestial mechanics of gravity assist, In: AIAA/AAS Astrodynamics Conf., Minneapolis, MN, August, 1988. (AIAA paper 88-4220).
- [19] STRIEPE, S.A.; BRAUN, R.D. Effects of a Venus Swing by Periapsis Burn During an Earth-Mars Trajectory. **Journal of the Astronautical Sciences**, 39(3), 299-312, 1991.
- [20] SWENSON, B. L. Neptune Atmospheric Probe Mission. AIAA paper 92-4371. In: AIAA7AAS Astr. Conf., Hilton Head, SC, Aug. 10-12, 1992.
- [21] WEINSTEIN, S.S., Pluto Flyby Mission Design Concepts for Very Small and Moderate Spacecraft. AIAA paper 92-4372. In: AIAA/AAS Astr. Conf., Hilton Head, SC, Aug. 10-12, 1992.
- [22] PETROPOULOS, A. E.; LONGUSKI, J. M. Automated design of low-thrust gravity-assist trajectories,” AIAA Paper 2000-4033, 2000.
- [23] ARAUJO R. A. N.; WINTER O. C.; PRADO A. F. B. A.; VIEIRA MARTINS, R. 2008. Sphere of influence and gravitational capture radius: a dynamical approach. **Monthly Notes of the Royal Astronomical Society**, v. 391 675.
- [24] CASALINO, L.; COLASURDO, G.; PASTTRONE, D., Optimal Low-Thrust Scape Trajectories Using Gravity Assist. **Journal of Guidance, Control and Dynamic**, v. 22, n. 5, p. 637-642, 1999.
- [25] KOHLHASE, C. E.; PENZO, P. A. Voyager mission description. **Space Science Reviews**, v. 21, n. 2, p. 77-101, 1977.
- [26] PRADO, A. F. B. A. Optimal transfer and swing-orbits in the two-and three-body problems. 1993. 253 p. (INPE-5572-TAE/022). Tese de Doutorado - Faculty of the Graduate School. University of Texas, Austin, 1993.
- [27] SOLORZANO, C. R. H.; SOUKHANOV, A.; PRADO, A.F.B.A. Analysis of trajectories to Neptune using gravity assists. **The Journal of the Astronautical Sciences**, v. 54, p. 583-593, 2006.