

# Consecutive Collision Orbits to Obtain EGA Maneuvers

**Santos, D.P.S. and Prado, A.F.B.A.**

Division of Space Mechanics and Control  
 INPE – Instituto Nacional de Pesquisas Espaciais  
 C.P. 515, 12227-010 São José dos Campos - SP, Brasil  
[denilson.paulo@gmail.com](mailto:denilson.paulo@gmail.com); [prado@dem.inpe.br](mailto:prado@dem.inpe.br)

**Abstract:** Studying optimal space maneuvers that searches the minimum fuel consumption for interplanetary missions is an important field of research for development of space technologies. This paper analyzes optimal maneuvers of a spacecraft that leaves one celestial body and goes back to this same body, using this return passage to perform a gravity assisted maneuvers using the mother planet to change its velocity, energy and angular momentum. During this approach, the space vehicle place itself in another orbit of interest of the mission. The dynamics used to solve this problem is the traditional model of the Restricted Three Body Problem, so it is assumed that the three bodies involved are mass points and don't suffer external disturbances. Using the gravitational attraction and the geometric configuration of the bodies involved, the passage next to the body causes a considerable change in velocity ( $\Delta V$ ), energy ( $\Delta E$ ) and angular momentum of the spacecraft. Several orbits are simulated.

*Key-Words:* Astrodynamics, Swing-By, Collision Orbits and Celestial Mechanics.

## 1. Introduction

Considering the problem of orbital maneuvers, many alternatives exist in the literature. An important possibility is the low thrust maneuver, where a force with low magnitude is used during a finite time. There are many papers in the literature like references [1] to [8]. A second idea is based in impulsive thrust, where the thrust has an infinity magnitude. References [9] to [15] explain this idea. After that, the gravitational capture has been considered. The perturbation of a third-body [16] is used to decrease the fuel consumption of the maneuver. References [17] to [21] are good examples of this approach. When considering missions to the solar system, they produces a very high cost to the missions. To deal with this fact, the Gravity Assisted Maneuver, also known as "Swing-By maneuver" is used to help to design interplanetary missions. A mathematical treatment of this problem is shown here using two-body dynamics. This approach is usually known as "patched conics", referring to the fact that Keplerian orbits are conic sections. Examples of this approach are in references [22] to [29].

In the middle of the XIX century, astronomers and mathematicians knew this type of maneuver. Later on, analytic equations were found and numerical

results that describe the Swing-By, especially in the problem of capture of comets by Jupiter were made.

The use of this Maneuver is very important in reducing the costs of space missions. It is a maneuver where the space vehicle uses a close approach with a celestial body to modify the velocity, energy and angular momentum of the spacecraft. These maneuvers can be used to decrease the fuel expenditure in missions that request an Earth escape, like in the case of interplanetary trips. In that case, the vehicle just leaves the Earth with energy enough to enter in an elliptic orbit that crosses with the orbit of the Moon in some point.

The classical methods of maneuvers use the propulsion model with infinite impulse, has also done in the present research. All the maneuvers considered here use two impulses to complete the transfer (Prado e Broucke [34]). Only the limiting case  $\mu = 0$  is considered in this paper.

## 2. The Swing-by maneuvers

The dynamics of the two bodies is used in the present formulation, considering that the system is formed by three bodies. It is possible to say that:

1. The body  $m_1$ , with finite mass, is located in the center of mass of the cartesian system;

2.  $M_2$ , a smaller body, can be a planet or a satellite of  $m_1$ , in a keplerian orbit around  $m_1$ ;
3. A body  $m_3$ , a space vehicle with infinitesimal mass, is traveling in a keplerian orbit around  $m_1$ , when it makes an encounter with  $m_2$ .

This encounter changes the orbit of  $M_3$  and, by the hypothesis assumed for the problem, it is considered that the orbits of  $M_1$  and  $M_2$  do not change.

Using the “patched conics” approximation, the equations that quantify those changes are available in the literature.

The standard maneuver can be identified by the following three parameters (Fig. 1) (Prado [31]):

- i)  $|\vec{V}_\infty|$ , the magnitude of the velocity of the spacecraft with respect to  $M_2$  when approaching the celestial body;
- ii)  $r_p$ , the distance between the spacecraft and the celestial body during the closest approach;
- iii)  $\psi_A$ , the angle the approach.

Having those variables, it is possible to obtain  $\delta$ , the total deflection angle, by using the equation

$$\text{(Broucke [1]): } \delta = \arcsin\left(1 / \left(1 + \frac{r_p V_\infty^2}{\mu_2}\right)\right);$$

A complete description of this maneuver and the derivation of the equations can be found in Broucke [1]. The final equations are reproduced below.

$$\Delta E = -2V_2V_\infty \sin(\delta)\sin(\Psi_A) \quad (1)$$

$$\Delta C = -2V_2V_\infty \sin(\delta)\sin(\Psi_A) \quad (2)$$

$$\Delta V = |\Delta\vec{V}| = 2|\vec{V}_\infty| \sin(\delta) = 2V_\infty \sin(\delta) \quad (3)$$

### 3. The Consecutive Collision Orbits Problem

$M_1$  and  $M_2$ , are the two primaries with masses  $(1 - \mu)$  and  $\mu$ , respectively.  $M_2$  is in a circular orbit around  $M_1$ . The space vehicle  $M_3$  leaves  $M_2$  from a point P ( $t = \psi_0$ ). It follows a trajectory around  $M_1$  that meets again with  $M_2$  in a point Q ( $t = \psi_f$ ), where  $\psi_0, \psi_f \in [0, 2\pi]$  and  $\psi_f > \psi_0$ . The values of  $\psi_0$  and  $\psi_f$  are not necessarily symmetrical (Santos [32]).

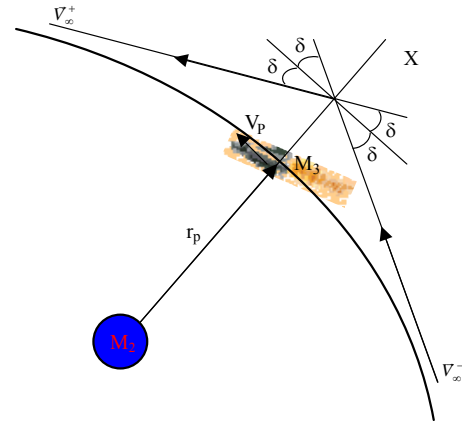


Figure 1 – Swing-By Maneuver.

The problem will be modeled using the dynamics of the two bodies, which means that  $\mu = 0$ , implying in the reduction of the problem with three bodies in a problem with two bodies. In this way, the equations derived by Kepler can be used to find the solutions. Two impulses will be used in the transfer maneuver. It is assumed that the three bodies involved are mass points and do not suffer external disturbances (Fig. 2).

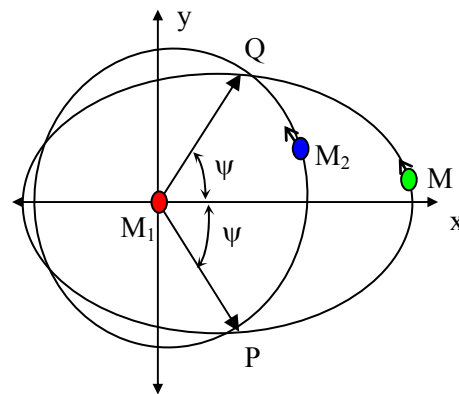


Figure 2 - Consecutive Collision Orbits.

Hénon [33] studied this problem and published graphs with solutions for the case of circular orbits. Howel [34] published solutions for the elliptic case, where the transfers were symmetrical with respect to the periapsis. Prado e Broucke [30] also published solutions for this problem, in the same situations, using the Lambert method. Hitzl and Hénon [36] also published results in this topic. The results were analyzed and disposed in form of tables and graphs.

#### 4. Mathematical Formulation of the Consecutive Collision Orbits Problem

The Hénon [33] problem, formulated as a Lambert problem, can be described in the way shown below.

- i) The position of  $M_3$  is known at  $t = \psi_0$  (point P, initial point of the transfer orbit). The position vector  $R_1$  can be specified as a function of the angle  $\psi_0$ , where:

$$R_1 = \frac{a(1-e^2)}{1+e\cos(\Psi_0)} \quad (4)$$

It is the same value for  $M_2$  and  $M_3$ , because at the initial moment ( $t = \psi_0$ )  $M_2$  and  $M_3$  occupy the same position.

- ii) The position of  $M_3$  at  $t = \psi_f$  (point Q, final point of the orbit). The position vector  $R_2$ , similar to the item above, it is described by the equation:

$$R_2 = \frac{a(1-e^2)}{1+e\cos(\Psi_f)} \quad (5)$$

- iii) The total transfer time is given by  $\Delta t = \omega(\Psi_f - \Psi_0)$ . Remember that the angular velocity of the system ( $\omega$ ) is unit, so  $\psi$  can be considered to be the time as well as the angle.
- iv) The total angle  $\Delta\psi$ , that the spacecraft must travel to go from P to Q, for the case where the orbits are elliptic, has several possible values.

First of all, it is necessary to consider two possible choices for the transfer: the one that uses a direction of the shortest possible angle between P and Q (“short way”) and the one that uses the direction of the longest possible angle between these two point (“long way”).

After considering these two choices, it is also necessary to consider the possibilities of multirevolution transfers. In this case, the spacecraft leaves P, makes one or more complete revolutions around  $M_1$ , and then it goes to Q. Thus, combining those two factors, the possible values for  $\Delta\psi$  are  $[\psi_f - \psi_0 + 2m\pi]$  and  $[2\pi - (\psi_f - \psi_0) + 2m\pi]$ . There is no upper limit for  $m$ , and this problem has an infinite number of solutions, except in the case where the orbit of  $M_3$  is parabolic or hyperbolic, where  $\Delta\psi$  has a unique value.

The solution of the Lambert problem is the Keplerian orbit that contains the point P and Q and that requires the given transfer time  $\Delta t = \Delta\psi = \psi_f -$

$\psi_0$  for the spacecraft to travel between these two points. In this paper, we used the Gooding’s Lambert routine to solve the Lambert problem (Gooding [36]).

Possible applications for this technique are interplanetary research in the Solar System, a basis for a transportation system between the Earth ( $M_1$ ) and the Moon ( $M_2$ ) where no orbit correction is required, etc.

#### 5. Hypotheses for a Earth’s Swing-By

1. The system is formed by two bodies in elliptic orbits and a third massless body moving under the action of the gravitational forces;
2. The origin of the system is placed in the center of mass. The horizontal axis is the line  $M_1$  and  $M_2$  and the vertical axis is perpendicular to that line;
3. The spacecraft leaves P, crosses the horizontal line (Sun - Earth), goes to the apsis and then reaches the point Q, where the close approach occurs (Fig. 2);
4. After the close approach, the spacecraft modify the velocity, energy and angular momentum;
5. We used the system of canonical units. This formulation implies that the unit of distance is the distance between  $M_1$  (Sun) and  $M_2$  (Earth); the angular velocity ( $\omega$ ) of the motion of  $M_1$  and  $M_2$  is assumed to be unitary; the mass of the smaller primary ( $M_2$ ) is given by  $\mu = \frac{m_2}{m_1 + m_2}$ , (where  $m_1$  and  $m_2$  are the real masses of  $M_1$  and  $M_2$ , respectively) and the mass of  $M_2$  is  $(1 - \mu)$ , to make the total mass of the system unitary; the gravitational constant is one;

In this system of units, the gravitational parameter of the Earth is  $\mu_t = 2.9970165E-6$ .

##### 5.1. Earth’s Swing-By (EGA)

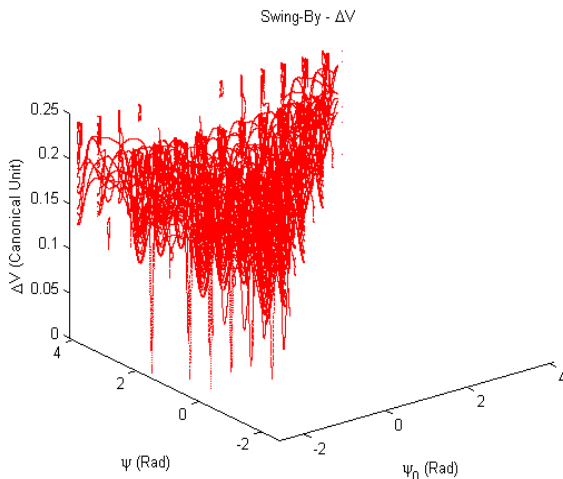
After the spacecraft performs the Consecutive Collision Orbits, it takes advantage of the passage by the body  $M_3$  close to the primary  $M_2$  to make a Swing-By to change its energy.

##### 5.1.1. Simulation $e = 0.4$

Some simulations for the case Earth-Satellite, considering the closest approach of the space

vehicle with the Earth equal to the value of 1.2 radius of the Earth were performed.

Table 1 and Figures 3 – 5, show solutions with maximum  $\Delta V$ , found from the solutions of the problem proposed. For certain values of  $\psi$  we find values of maximum gains (measured by  $\Delta V$  and  $\Delta E$ ). Note that the solutions are not unique.



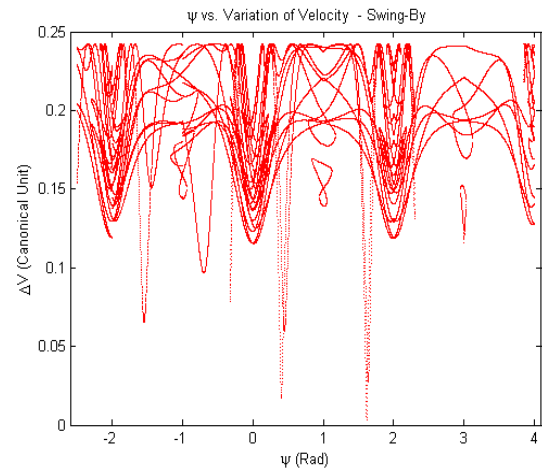
**Figure 3 - Variation of velocity ( $\Delta V$ ) after the *Swing-By* with  $e = 0.4$ ,  $\psi_0 = -2.5$  rad,  $\psi_f = 4$  rad.**

Varying the values of the angles ( $\psi_0$ ), we found values of maximum gains for the variation of the energy ( $\Delta E$ ) and velocity ( $\Delta V$ ).

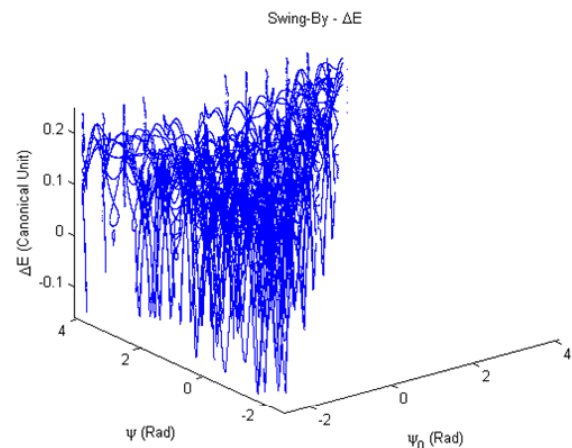
In the graphs and Tables (Figs. 3 and 4, Table 1) are visualized the variation of the velocity ( $\Delta V$ ). It is visible that there are several maximum ( $\Delta V \approx 0.242028$ ) and minimum gains ( $\Delta V \approx 0.08$ ). There are also values for the angle of approach ( $\psi_A$ ) for which a mission that is looking for fuel savings is not possible.

For the energy variation (Figs. 5 and 6, Table 1) we also found maximum ( $\Delta E \approx 0.242026$ ) and minimum ( $\Delta E \approx -0.15$ ) points. The values of the angle of approach ( $\psi$ ) that gives you a larger gain of energy is around  $47.4^\circ$ , with angle of approach ( $\psi_A$ ) around  $269.8^\circ$ .

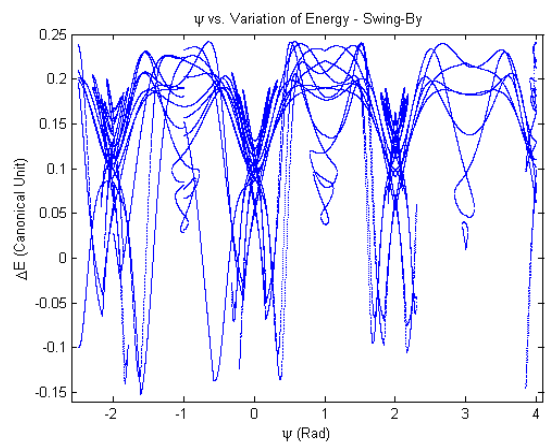
Figures 7 and 8 shows the balance of the velocity variation, i.e. the value of  $\Delta V$  total, that is the result of the  $\Delta V$  value obtained from the *Swing-by* less the  $\Delta V$  spent with the operation maneuver to get the multiple encounters.



**Figure 4 -  $\psi$  vs. Variation of velocity ( $\Delta V$ ), for  $e = 0.4$ ,  $\psi_0 = -2.5$  rad e  $\psi_f = 4$  rad.**

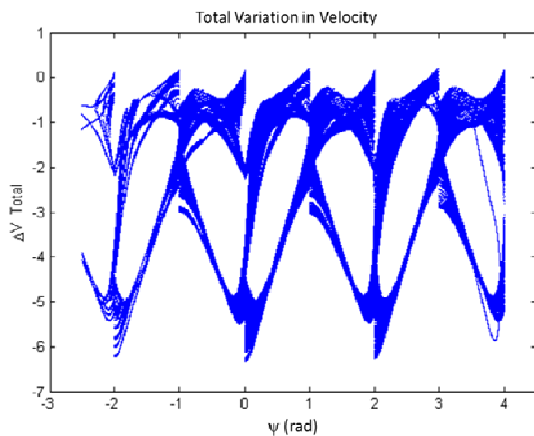


**Figure 5 - Variation of Energy ( $\Delta E$ ) after the *Swing-By* with  $e = 0.4$ ,  $\psi_0 = -2.5$  rad e  $\psi_f = 4$  rad.**



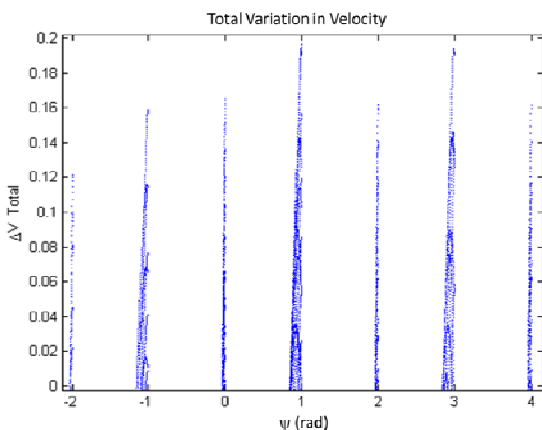
**Figure 6 -  $\psi$  vs. Variation of Energy ( $\Delta E$ ), for  $e = 0.4$ ,  $\psi_0 = -2.5$  rad e  $\psi_f = 4$  rad.**

In Figure 7 verify the balance of  $\Delta V$ , depending on angle  $\psi$ . Note that most of the solutions shown in this figure are negative. These solutions represent the values of angle  $\psi$ , where a mission which seeks the minimum fuel consumption will not be productive, because the  $\Delta V$  obtained from the Swing-By with the Earth is less than the  $\Delta V$  consumed to perform the maneuver of multiple encounters.



**Figure 7 – The total  $\Delta V$  obtained from Swing-By in maneuver of multiple encounters, for  $e = 0,4$ .**

It is shown in Figure 7 the positive balance of  $\Delta V$  according to the final angle of each maneuver ( $\psi$ ). This figure shows that the solutions with total  $\Delta V$  is positive, for the simulation with the eccentricity  $e = 0.4$ .



**Figure 8 – Positive balance of  $\Delta V$  obtained in Swing-By, for  $e = 0,4$ .**

### 6. Conclusion

The gravity assist maneuver can provide a considerable variation of velocity and energy for a spacecraft, reducing the costs of a mission. In the

graphs and table shown in this work, it is verified that this maneuver is a powerful tool that can also be used in interplanetary missions that requires that the spacecraft leaves a body and return later to this same body.

Based in the simulations made here, it is verified that the gain in the velocity ( $\Delta V$ ) and energy ( $\Delta E$ ) is directly proportional to the eccentricity of the orbit ( $e$ ) of the space vehicle  $M_3$ .

The numerical values of the gain in velocity ( $\Delta V$ ) and energy ( $\Delta E$ ) were presented as a solution to the problem of Swing-by.

### 7. Acknowledgements

This work was accomplished with support of FAPESP – Brazil and INPE – National Institute of Space Researches - Brazil.

### 8. References

- [1]. Lawden, D.F., "Minimal Rocket Trajectories." *ARS Journal*, v. 23, n. 6, pp. 360-382, 1953.
- [2]. Sukhanov A.A. and Prado A.F.B.A., "Constant tangential low-thrust trajectories near an oblate planet", *Journal of Guidance Control and Dynamics*, v. 24, n. 4, p. 723-731, 2001.
- [3]. Gomes, V.M. and Prado, A.F.B.A., "Avoiding collisions maneuvers using a stochastic approach." *International Journal of Mechanics*, v. 5, pp. 148-156, 2011.
- [4]. Gomes, V.M.; Prado, A.F.B.A. and Kuga, H.K., "Low thrust maneuvers for artificial satellites." *Transactions on Applied and Theoretical Mechanics*, v. 03, p. 10, 2008.
- [5]. Santos, D. P. S.; Casalino, L; Colasurdo, G; Prado, A.F.B.A. Optimal trajectories towards near-earth-objects using solar electric propulsion (sep) and gravity assisted maneuver. *Journal of Aerospace Engineering, Sciences and Applications*, v. 1, n.2. May – Aug. 2009.
- [6]. Santos, D.P.S. and Prado, A.F.B.A.. Optimal Low-Thrust Trajectories to Reach the Asteroid Apophis. *WSEAS Transactions on Applied and Theoretical Mechanics*, v. 7, p. 241-251, 2012.
- [7]. Santos, D.P.S.; Casalino, L.; Colasurdo, G. and Prado, A.F.B.A.. Optimal trajectories towards near-earth-objects using solar electric propulsion (sep) and gravity assisted maneuver.

Wseas transactions on applied and theoretical mechanics, v. 4, p. 125-135, 2009.

- [8]. Santos, D.P.S. and Prado, A.F.B.A.. Performance Comparison between Thrusters PPS1350 and the Phall 1 in Optimal Trajectories using Flybies and Solar Electric Propulsion. Proceedings of the 3rd WSEAS Int. Conf. on Engineering Mechanics, Structures, Engineering Geology (emeseg '10). Corfu, wseas, 2010. v. 1. p. 435-441.
- [9]. Santos, D. P. S.; Prado, A.F.B.A, Colasurdo, G; "Four-Impulsive Rendezvous Maneuvers for Spacecrafts in Circular Orbits Using Genetic Algorithms," *Mathematical Problems in Engineering*, vol. 2012, Article ID 493507, 16 pages, 2012. doi:10.1155/2012/493507.
- [10]. Santos, D.P.S.; Prado, A.F.B.A. and Colasurdo, G.. Rendezvous Maneuvers with Minimal Delta-V. Proceedings of the 10th International Conference on System Science and Simulation in Engineering. Penang, Malaysia: World Scientific and Engineering Academy and Society Press, 2011. v. 1. p. 38-41
- [11]. Hoelker, R.F. and Silber, R., "The Bi-Elliptic Transfer Between Circular Co-Planar Orbits." Tech Memo 2-59, Army Ballistic Missile Agency, Redstone Arsenal, Alabama, USA.
- [12]. Shternfeld, A., "Soviet Space Science," Basic Books, Inc., New York, 1959, pp. 109-111.
- [13]. Prado, A.F.B.A. and Broucke, R.A., "Transfer orbits in the Earth-Moon system using a regularized model". *Journal of Guidance, Control and Dynamics*, v. 19, n.4, pp.929-933, 1996.
- [14]. Prado A.F.B.A. and Broucke, R.A., "Transfer Orbits in Restricted Problem", *Journal of Guidance Control and Dynamics*, v. 18, n. 3, pp. 593-598, May-Jun. 1995.
- [15]. Prado, A.F.B.A., "Traveling between the Lagrangian points and the Earth," *Acta Astronautica*, v. 39, n. 7, pp. 483-486, Oct, 1996.
- [16]. Prado A.F.B.A., "Third-body perturbation in orbits around natural satellites." *Journal of Guidance Control and Dynamics*, v. 26, n. 1, p. 33-40, 2003.
- [17]. Prado, A.F.B.A., "Numerical and analytical study of the gravitational capture in the bicircular problem", *Advances in Space Research*, v. 36, n. 3, pp. 578-584, 2005.
- [18]. Prado, A.F.B.A., "Numerical and analytical study of the gravitational capture in the bicircular problem", *Advances in Space Research*, v. 36, n. 3, pp. 578-584, 2005.
- [19]. Vieira-Neto, E. and Prado, A.F.B.A., "Time-of-flight analyses for the gravitational capture maneuver," *Journal of Guidance, Control and Dynamics*, v. 21, n. 1, pp. 122-126, 1998.
- [20]. Belbruno, E.A., "Examples of the Nonlinear Dynamics of Ballistic Capture and Escape in the Earth-Moon System," AIAA-90-2896. In: AIAA Astrodynamics Conference, Portland, Oregon, 1990.
- [21]. Yamakawa, H., Kawaguchi, J., Isgii, N. and Matsuo, H., "A Numerical Study of Gravitational Capture Orbit in the Earth-Moon System," AAS 92-186. In: AAS/AIAA Spaceflight Mechanics Meeting, Colorado Springs, Colorado, Feb. 24-26, 1992.
- [22]. Broucke, R.A. (1988), "The Celestial Mechanics of Gravity Assist," AIAA Journal Paper 88-4220.
- [23]. Farquhar, R.; Muhonen, D.; Church, L.C., "Trajectories and Orbital Maneuvers for the ISEE-3/ICE Comet Mission". *Journal of the Astronautical Sciences*, v. 33, n. 3, pp. 235-254, 1985.
- [24]. Flandro, G., "Fast Reconnaissance Missions to the Outer Solar System Utilizing Energy Derived from the Gravitational Field of Jupiter". *Astronautical Acta*, v. 12, n. 4, 1966.
- [25]. Prado, A.F.B.A. and Broucke, R.A., "Effects of Atmospheric Drag in Swing-By Trajectory". *Acta Astronautica*, v. 36, n. 6, pp. 285-290, 1995.
- [26]. Prado, A.F.B.A., "Close-Approach Trajectories in the Elliptic Restricted Problem". *Journal of Guidance, Control and Dynamics*, v. 20, n. 4, pp. 797-802, 1997.
- [27]. Dunham, D. and Davis, S., "Optimization of a Multiple Lunar- Swing by Trajectory Sequence," *Journal of Astronautical Sciences*, v. 33, n. 3, pp. 275-288, 1985.
- [28]. Gomes, V.M. and Prado, A.F.B.A., "A Study of the Impact of the Initial Energy in a Close Approach of a Cloud of Particles." *WSEAS Transactions on Mathematics*, v. 9, p. 811-820, 2010.

- [29].Gomes, V.M. and Prado, A.F.B.A., "Swing-by maneuvers for a cloud of particles with planets of the solar system." *Transactions on Applied and Theoretical Mechanics*, v. 03, p. 11, 2008.
- [30].Prado, A. F. B. A. and Broucke R. A.; "Study of Hénon's Orbit Transfer Problem Using the Lambert Algorithm", *AIAA Journal of Guidance, Control, and Dynamics*, vol 17, number 5, 1993, pages 1075-1081.
- [31].Prado, A.F.B.A., "Powered Swingby". *Journal of Guidance, Control and Dynamics*, v. 19, n. 5, pp. 1142-1147, 1997.
- [32].Santos, D. P. S. Otimização de trajetórias espaciais com propulsão elétrica solar e manobras gravitacionalmente assistidas. 2009. 128 p. (INPE-16618-TDI/1594). Tese (Doutorado em Mecânica Espacial e Controle) - Instituto Nacional de Pesquisas Espaciais, São José dos Campos, 2009.
- [33].M. Henon, *Bull. Astronom. (serie 3)* (1968), 377.
- [34].Howell, K. C.; "Consecutive Collision Orbits in the Limiting case  $\mu=0$  of the Elliptic Restricted Problem" *Celestial Mechanics*, vol. 40, 1987 pag. 393-407.
- [35].Prado, A.F.B.A. e Broucke, R.A., "The Problem of Transfer Orbits from one Body Back to the Same Body". *Advances in the Astronautical Sciences*, Vol. 82: pp.1241-1260.
- [36].Hitzl, D.L. and Hénon, M.; "Critical Generating Orbits for Second Species Periodic Solutions of the Restricted Problem", *Celestial Mechanics*, vol. 15, 1977 pag. 421-452.
- [37].Gooding, R. H.; "A Procedure for the Solution of Lambert's Orbital Boundary-Value Problem", *Celestial Mechanics*, vol.48, 1990, pag 145-165.

**Table 1 - Swing-By with gain  $\Delta V > 0.242$ .  $\Delta V$  and  $\Delta E$  in canonical units**

$e = 0,4$ $\psi_0 = -2,5$ rad $\psi_f = 4$ rad		Angle of Approach		Variation of Velocity	Variation of Energy
		$\psi$		$\Delta V$	$\Delta E$
rad	degree	rad	degree		
-0,579	-33,1743	4,702196	269,416	0,242018	0,242006
-0,577	-33,0597	4,709691	269,8454	0,242008	0,242007
0,82	46,9825	4,719034	270,3807	0,242019	0,242013
0,821	47,0398	4,718033	270,3234	0,24202	0,242016
0,823	47,1544	4,71604	270,2092	0,242022	0,24202
0,824	47,2117	4,715047	270,1523	0,242023	0,242022
0,825	47,2690	4,714058	270,0956	0,242024	0,242023
0,826	47,3263	4,713071	270,0391	0,242024	0,242024
0,827	47,3836	4,712088	269,9828	0,242025	0,242025
0,828	47,4409	4,711107	269,9265	0,242026	0,242026
0,829	47,4982	4,71013	269,8706	0,242026	0,242026
0,832	47,6701	4,707216	269,7036	0,242028	0,242024
0,833	47,7274	4,706251	269,6483	0,242028	0,242023
0,834	47,7847	4,705288	269,5931	0,242028	0,242022
0,835	47,8420	4,704329	269,5382	0,242028	0,24202
0,84	48,1285	4,69958	269,2661	0,242028	0,242008
0,841	48,1858	4,69864	269,2122	0,242028	0,242005
1,973	113,0446	4,699659	269,2706	0,242024	0,242004