

## CHARACTERIZING LOW-MASS BINARIES FROM OBSERVATION OF LONG-TIMESCALE CAUSTIC-CROSSING GRAVITATIONAL MICROLENSING EVENTS

I.-G. SHIN<sup>1,61</sup>, C. HAN<sup>1,61,62</sup>, J.-Y. CHOI<sup>1,61</sup>, A. UDALSKI<sup>2,63</sup>, T. SUMI<sup>3,64</sup>, A. GOULD<sup>4,61</sup>, V. BOZZA<sup>5,6,65</sup>,  
M. DOMINIK<sup>7,65,66</sup>, P. FOUQUÉ<sup>8,67</sup>, K. HORNE<sup>7,68</sup>,

AND

M. K. SZYMAŃSKI<sup>2</sup>, M. KUBIAK<sup>2</sup>, I. SOSZYŃSKI<sup>2</sup>, G. PIETRZYŃSKI<sup>2,9</sup>, R. POLESKI<sup>2</sup>, K. ULACZYK<sup>2</sup>,  
P. PIETRUKOWICZ<sup>2</sup>, S. KOZŁOWSKI<sup>2</sup>, J. SKOWRON<sup>4</sup>, Ł. WYRZYKOWSKI<sup>2,10</sup>

(THE OGLE COLLABORATION)

F. ABE<sup>11</sup>, D. P. BENNETT<sup>12</sup>, I. A. BOND<sup>13</sup>, C. S. BOTZLER<sup>14</sup>, P. CHOTE<sup>15</sup>, M. FREEMAN<sup>14</sup>, A. FUKUI<sup>16</sup>, K. FURUSAWA<sup>11</sup>,  
Y. ITOW<sup>11</sup>, S. KOBARA<sup>11</sup>, C. H. LING<sup>13</sup>, K. MASUDA<sup>11</sup>, Y. MATSUBARA<sup>11</sup>, N. MIYAKE<sup>11</sup>, Y. MURAKI<sup>11</sup>, K. OHMORI<sup>11</sup>,  
K. OHNISHI<sup>17</sup>, N. J. RATTENBURY<sup>14</sup>, TO. SAITO<sup>18</sup>, D. J. SULLIVAN<sup>15</sup>, D. SUZUKI<sup>3</sup>, K. SUZUKI<sup>11</sup>, W. L. SWEATMAN<sup>13</sup>,  
S. TAKINO<sup>11</sup>, P. J. TRISTRAM<sup>15</sup>, K. WADA<sup>3</sup>, P. C. M. YOCK<sup>14</sup>

(THE MOA COLLABORATION)

D. M. BRAMICH<sup>19</sup>, C. SNODGRASS<sup>20</sup>, I. A. STEELE<sup>21</sup>, R. A. STREET<sup>22</sup>, Y. TSAPRAS<sup>22,23</sup>

(THE ROBO NET COLLABORATION)

K. A. ALSUBAI<sup>24</sup>, P. BROWNE<sup>7</sup>, M. J. BURGDORF<sup>25,26</sup>, S. CALCHI NOVATI<sup>5,27</sup>, P. DODDS<sup>7</sup>, S. DREIZLER<sup>28</sup>, X.-S. FANG<sup>29</sup>,  
F. GRUNDAHL<sup>30</sup>, C.-H. GU<sup>29</sup>, S. HARDIS<sup>31</sup>, K. HARPSØE<sup>31,32</sup>, T. C. HINSE<sup>31,33,34</sup>, A. HORNSTRUP<sup>35</sup>, M. HUNDERTMARK<sup>7,28</sup>,  
J. JESSEN-HANSEN<sup>30</sup>, U. G. JØRGENSEN<sup>31,32</sup>, N. KAINS<sup>36</sup>, E. KERINS<sup>37</sup>, C. LIEBIG<sup>7</sup>, M. LUND<sup>30</sup>, M. LUNKKVIST<sup>30</sup>, L. MANCINI<sup>38</sup>,  
M. MATHIASSEN<sup>31</sup>, M. T. PENNY<sup>4,37</sup>, S. RAHVAR<sup>39,40</sup>, D. RICCI<sup>41</sup>, G. SCARPETTA<sup>5,6</sup>, J. SKOTTFELT<sup>31</sup>, J. SOUTHWORTH<sup>42</sup>,  
J. SURDEJ<sup>41</sup>, J. TREGLOAN-REED<sup>42</sup>, J. WAMBSGANSS<sup>43</sup>, O. WERTZ<sup>41</sup>

(THE MINDSTEP CONSORTIUM)

L. A. ALMEIDA<sup>44</sup>, V. BATISTA<sup>4</sup>, G. CHRISTIE<sup>45</sup>, D. L. DEPOY<sup>46</sup>, SUBO DONG<sup>47</sup>, B. S. GAUDI<sup>4</sup>, C. HENDERSON<sup>4</sup>, F. JABLONSKI<sup>44</sup>,  
C.-U. LEE<sup>34</sup>, J. MCCORMICK<sup>48</sup>, D. MCGREGOR<sup>4</sup>, D. MOORHOUSE<sup>49</sup>, T. NATUSCH<sup>45,50</sup>, H. NGAN<sup>45</sup>,  
S.-Y. PARK<sup>1</sup>, R. W. POGGE<sup>4</sup>, T.-G. TAN<sup>51</sup>, G. THORNLEY<sup>49</sup>, J. C. YEE<sup>4</sup>

(THE  $\mu$ FUN COLLABORATION)

M. D. ALBROW<sup>52</sup>, E. BACHELET<sup>8</sup>, J.-P. BEAULIEU<sup>53</sup>, S. BRILLANT<sup>54</sup>, A. CASSAN<sup>53</sup>, A. A. COLE<sup>55</sup>, E. CORRALES<sup>53</sup>,  
C. COUTURES<sup>53</sup>, S. DIETERS<sup>55</sup>, D. DOMINIS PRESTER<sup>56</sup>, J. DONATOWICZ<sup>57</sup>, J. GREENHILL<sup>55</sup>, D. KUBAS<sup>53,54</sup>,  
J.-B. MARQUETTE<sup>53</sup>, J. W. MENZIES<sup>58</sup>, K. C. SAHU<sup>59</sup>, AND M. ZUB<sup>43</sup>

(THE PLANET COLLABORATION)

<sup>1</sup> Department of Physics, Institute for Astrophysics, Chungbuk National University, Cheongju 371-763, Republic of Korea

<sup>2</sup> Warsaw University Observatory, Al. Ujazdowskie 4, 00-478 Warszawa, Poland

<sup>3</sup> Department of Earth and Space Science, Osaka University, Osaka 560-0043, Japan

<sup>4</sup> Department of Astronomy, Ohio State University, 140 West 18th Avenue, Columbus, OH 43210, USA

<sup>5</sup> Dipartimento di Fisica "E.R. Caianiello," Università degli Studi di Salerno, Via S. Allende, 84081 Baronissi (SA), Italy

<sup>6</sup> INFN, Gruppo Collegato di Salerno, Sezione di Napoli, Italy

<sup>7</sup> SUPA, School of Physics & Astronomy, University of St. Andrews, North Haugh, St. Andrews KY16 9SS, UK

<sup>8</sup> IRAP, Université de Toulouse, CNRS, 14 Avenue Edouard Belin, 31400 Toulouse, France

<sup>9</sup> Departamento de Astronomía, Universidad de Concepción, Casilla 160-C, Concepción, Chile

<sup>10</sup> Institute of Astronomy, University of Cambridge, Madingley Road, Cambridge CB3 0HA, UK

<sup>11</sup> Solar-Terrestrial Environment Laboratory, Nagoya University, Nagoya 464-8601, Japan

<sup>12</sup> Department of Physics, University of Notre Dame, 225 Nieuwland Science Hall, Notre Dame, IN 46556-5670, USA

<sup>13</sup> Institute of Information and Mathematical Sciences, Massey University, Private Bag 102-904, North Shore Mail Centre, Auckland, New Zealand

<sup>14</sup> Department of Physics, University of Auckland, Private Bag 92-019, Auckland 1001, New Zealand

<sup>15</sup> School of Chemical and Physical Sciences, Victoria University of Wellington, P.O. Box 60, Wellington, New Zealand

<sup>16</sup> Okayama Astrophysical Observatory, NAOJ, Okayama 719-0232, Japan

<sup>17</sup> Nagano National College of Technology, Nagano 381-8550, Japan

<sup>18</sup> Tokyo Metropolitan College of Aeronautics, Tokyo 116-8523, Japan

<sup>19</sup> European Southern Observatory, Karl-Schwarzschild-Str. 2, 85748 Garching bei München, Germany

<sup>20</sup> Max Planck Institute for Solar System Research, Max-Planck-Str. 2, 37191 Katlenburg-Lindau, Germany

<sup>21</sup> Astrophysics Research Institute, Liverpool John Moores University, Liverpool CH41 1LD, UK

<sup>22</sup> Las Cumbres Observatory Global Telescope Network, 6740B Cortona Dr, Goleta, CA 93117, USA

<sup>23</sup> School of Physics and Astronomy, Queen Mary University of London, Mile End Road, London E1 4NS, UK

<sup>24</sup> Qatar Foundation, P.O. Box 5825, Doha, Qatar

<sup>25</sup> Deutsches SOFIA Institut, Universität Stuttgart, Pfaffenwaldring 31, 70569 Stuttgart, Germany

<sup>26</sup> SOFIA Science Center, NASA Ames Research Center, Mail Stop N211-3, Moffett Field, CA 94035, USA

<sup>27</sup> Istituto Internazionale per gli Altissimi Studi Scientifici (IIASS), Vietri Sul Mare (SA), Italy

<sup>28</sup> Institut für Astrophysik, Georg-August-Universität, Friedrich-Hund-Platz 1, 37077 Göttingen, Germany

<sup>29</sup> National Astronomical Observatories/Yunnan Observatory, Joint Laboratory for Optical Astronomy, Chinese Academy of Sciences, Kunming 650011, People's Republic of China

<sup>30</sup> Department of Physics and Astronomy, Aarhus University, Ny Munkegade 120, 8000 Århus C, Denmark

<sup>31</sup> Niels Bohr Institute, University of Copenhagen, Juliane Maries vej 30, 2100 Copenhagen, Denmark

<sup>32</sup> Centre for Star and Planet Formation, Geological Museum, Øster Voldgade 5, 1350 Copenhagen, Denmark

<sup>33</sup> Armagh Observatory, College Hill, Armagh BT61 9DG, UK

<sup>34</sup> Korea Astronomy and Space Science Institute, 776 Daedukdae-ro, Yuseong-gu, Daejeon 305-348, Republic of Korea

- <sup>35</sup> Institut for Rumforskning og-teknologi, Danmarks Tekniske Universitet, Juliane Maries Vej 30, 2100 København, Denmark  
<sup>36</sup> ESO Headquarters, Karl-Schwarzschild-Str. 2, 85748 Garching bei München, Germany  
<sup>37</sup> Jodrell Bank Centre for Astrophysics, University of Manchester, Oxford Road, Manchester M13 9PL, UK  
<sup>38</sup> Max Planck Institute for Astronomy, Königstuhl 17, 69117 Heidelberg, Germany  
<sup>39</sup> Department of Physics, Sharif University of Technology, P.O. Box 11155-9161, Tehran, Iran  
<sup>40</sup> Perimeter Institute for Theoretical Physics, 31 Caroline St. N., Waterloo, ON N2L2Y5, Canada  
<sup>41</sup> Institut d'Astrophysique et de Géophysique, Allée du 6 Août 17, Sart Tilman, Bât. B5c, 4000 Liège, Belgium  
<sup>42</sup> Astrophysics Group, Keele University, Staffordshire ST5 5BG, UK  
<sup>43</sup> Astronomisches Rechen-Institut, Zentrum für Astronomie der Universität Heidelberg (ZAH), Mönchhofstr. 12-14, 69120 Heidelberg, Germany  
<sup>44</sup> Instituto Nacional de Pesquisas Espaciais, São José dos Campos, SP, Brazil  
<sup>45</sup> Auckland Observatory, Auckland, New Zealand  
<sup>46</sup> Department of Physics, Texas A&M University, College Station, TX, USA  
<sup>47</sup> Institute for Advanced Study, Einstein Drive, Princeton, NJ 08540, USA  
<sup>48</sup> Farm Cove Observatory, Centre for Backyard Astrophysics, Pakuranga, Auckland, New Zealand  
<sup>49</sup> Kumeu Observatory, Kumeu, New Zealand  
<sup>50</sup> AUT University, Auckland, New Zealand  
<sup>51</sup> Perth Exoplanet Survey Telescope, Perth, Australia  
<sup>52</sup> Department of Physics and Astronomy, University of Canterbury, Private Bag 4800, Christchurch 8020, New Zealand  
<sup>53</sup> UPMC-CNRS, UMR 7095, Institut d'Astrophysique de Paris, 98bis boulevard Arago, F-75014 Paris, France  
<sup>54</sup> European Southern Observatory, Casilla 19001, Vitacura 19, Santiago, Chile  
<sup>55</sup> School of Mathematics and Physics, University of Tasmania, Private Bag 37, Hobart, TAS 7001, Australia  
<sup>56</sup> Department of Physics, University of Rijeka, Omladinska 14, 51000 Rijeka, Croatia  
<sup>57</sup> Department of Computing, Technical University of Vienna, Wiedner Hauptstrasse, Vienna, Austria  
<sup>58</sup> South African Astronomical Observatory, P.O. Box 9, Observatory 7925, South Africa  
<sup>59</sup> Space Telescope Science Institute, 3700 San Martin Drive, Baltimore, MD 21218, USA  
<sup>60</sup> Department of Physics, Massachusetts Institute of Technology, 77 Massachusetts Avenue, Cambridge, MA 02139, USA

*Received 2012 April 12; accepted 2012 June 5; published 2012 July 31*

## ABSTRACT

Despite the astrophysical importance of binary star systems, detections are limited to those located in small ranges of separations, distances, and masses and thus it is necessary to use a variety of observational techniques for a complete view of stellar multiplicity across a broad range of physical parameters. In this paper, we report the detections and measurements of two binaries discovered from observations of microlensing events MOA-2011-BLG-090 and OGLE-2011-BLG-0417. Determinations of the binary masses are possible by simultaneously measuring the Einstein radius and the lens parallax. The measured masses of the binary components are  $0.43 M_{\odot}$  and  $0.39 M_{\odot}$  for MOA-2011-BLG-090 and  $0.57 M_{\odot}$  and  $0.17 M_{\odot}$  for OGLE-2011-BLG-0417 and thus both lens components of MOA-2011-BLG-090 and one component of OGLE-2011-BLG-0417 are M dwarfs, demonstrating the usefulness of microlensing in detecting binaries composed of low-mass components. From modeling of the light curves considering full Keplerian motion of the lens, we also measure the orbital parameters of the binaries. The blended light of OGLE-2011-BLG-0417 comes very likely from the lens itself, making it possible to check the microlensing orbital solution by follow-up radial-velocity observation. For both events, the caustic-crossing parts of the light curves, which are critical for determining the physical lens parameters, were resolved by high-cadence survey observations and thus it is expected that the number of microlensing binaries with measured physical parameters will increase in the future.

*Key words:* binaries: general – gravitational lensing: micro

*Online-only material:* color figures

## 1. INTRODUCTION

Binary star systems are of astrophysical importance for various reasons. First, they compose an important portion of stars in the Galaxy (Abt & Levy 1976; Abt 1983; Duquennoy & Mayor 1991) and thus theories about stellar formation and evolution should account for the binary nature of stars. Second, binary stars allow us to directly measure the masses of their component stars. The determined masses in turn allow other stellar parameters, such as radius and density, to be indirectly

estimated. These physical parameters help us to understand the processes by which binary stars form (Goodwin et al. 2007; Burgasser et al. 2007). In particular, the separation and mass of a binary system tell us about the amount of angular momentum in the system. Because it is a conserved quantity, binaries with measured angular momentum give us important clues about the conditions under which the stars were formed.

Despite the importance, broad ranges of separations, distances, and component masses make it hard to detect and measure all binaries. Nearby systems with wide separations may be directly resolved using high-resolution imaging, while systems with small separations can be detected as eclipsing or spectroscopic binaries. However, binaries with intermediate separations are difficult to detect by conventional methods. In addition, it is difficult to detect binaries if they are located at large distances or either of the binary components is faint. As a result, samples are restricted to binaries in the solar neighborhood and are not complete down to low-mass stars. For a complete view of stellar

<sup>61</sup> The  $\mu$ FUN Collaboration.

<sup>62</sup> Author to whom any correspondence should be addressed.

<sup>63</sup> The OGLE Collaboration.

<sup>64</sup> The MOA Collaboration.

<sup>65</sup> The MiNDSTEp Collaboration.

<sup>66</sup> Royal Society University Research Fellow.

<sup>67</sup> The PLANET Collaboration.

<sup>68</sup> The RoboNet Collaboration.

multiplicity across a broad range of physical parameters, therefore, it is necessary to use a variety of observational techniques.

Gravitational microlensing can provide a complementary method that can detect and measure binaries that are difficult to detect by other methods. Microlensing occurs when an astronomical object is closely aligned with a background star. The gravity of the intervening object (lens) causes deflection of the light from the background star (source), resulting in the brightening of the source star. If the lens is a single star, the light curve of the source star brightness is characterized by a smooth rise and fall. However, if the lens is a binary, the light curve can be dramatically different, particularly for caustic-crossing events, which exhibit strong spikes in the light curve. Among caustic-crossing binary-lens events, those with long timescales are of special importance because it is often possible to determine the physical parameters of lenses (see more details in Section 2). The binary separations for which caustic crossings are likely to occur are in the range of order AU for which binaries are difficult to detect by other methods. In addition, due to the nature of the lensing phenomenon that occurs regardless of the lens brightness, microlensing can provide an important channel to study binaries composed of low-mass stars. Furthermore, most microlensing binaries are located at distances of order kpc and thus microlensing can expand the current binary sample throughout the Galaxy.

In this paper, we report the detections and measurements of two binaries discovered from observations of long-timescale caustic-crossing binary microlensing events MOA-2011-BLG-090 and OGLE-2011-BLG-0417. In Section 2, we describe the basic physics of binary lensing and the method to determine the physical parameters of binary lenses. In Section 3, we describe the choice of sample, observations of the events, and data reduction. In Section 4, we describe the procedure of modeling the observed light curves. In Section 5, we present the results from the analysis. We discuss the findings and conclude in Section 6.

## 2. LONG-TIMESCALE CAUSTIC-CROSSING EVENTS

For a general lensing event, where a single star causes the brightening of a background source star, the magnification of the source star flux depends only on the projected separation between the source and the lens as

$$A = \frac{u^2 + 2}{u\sqrt{u^2 + 4}}, \quad (1)$$

where the separation  $u$  is normalized in units of the angular Einstein radius of the lens,  $\theta_E$ . For a uniform change of the lens–source separation, the light curve of a single-lens event is characterized by a smooth and symmetric shape. The normalized lens–source separation is related to the lensing parameters by

$$u = \left[ \left( \frac{t - t_0}{t_E} \right)^2 + u_0^2 \right]^{1/2}, \quad (2)$$

where  $t_E$  represents the timescale for the lens to cross the Einstein radius (Einstein timescale),  $t_0$  is the time of the closest lens–source approach, and  $u_0$  is the lens–source separation at that moment. Among these lensing parameters  $t_0$ ,  $t_E$ , and  $u_0$ , the only quantity related to the physical parameters of the lens is the Einstein timescale. However, it results from the combination of the lens mass, distance, and transverse speed of the relative

lens–source motion and thus the information about the lens from the timescale is highly degenerate.

When gravitational lensing is caused by a binary, the gravitational field is asymmetric and the resulting light curves can be dramatically different from that of a single lensing event (Mao & Paczyński 1991). The most prominent feature of binary lensing that differentiates it from single lensing is a caustic. A set of caustics form a boundary of an envelope of rays as a curve of concentrated light. The gradient of magnification around the caustic is very large. As a result, the light curve of an event produced by the crossing of a source star over the caustic formed by a binary lens is characterized by sharp spikes occurring at the time of caustic crossings.

Caustic-crossing binary-lens events are useful because it is often possible to measure an additional lensing parameter appearing in the expression of the Einstein radius. This is possible because the caustic-crossing part of the light curve appears to be different for events associated with source stars of different sizes (Dominik 1995; Gaudi & Gould 1999; Gaudi & Petters 2002; Pejcha & Heyrovský 2009). By measuring the deviation caused by this finite-source effect, it is possible to measure the source radius in units of the Einstein radius,  $\rho_*$  (normalized source radius). Then, combined with the information about the source angular size,  $\theta_*$ , the Einstein radius is determined as  $\theta_E = \theta_*/\rho_*$ . The Einstein radius is related to the mass,  $M$ , and distance to the lens,  $D_L$ , by

$$\theta_E = (\kappa M \pi_{\text{rel}})^{1/2}; \quad \pi_{\text{rel}} = \text{AU} \left( \frac{1}{D_L} - \frac{1}{D_S} \right), \quad (3)$$

where  $\kappa = 4G/(c^2 \text{AU})$ ,  $D_S$  is the distance to the source, and  $\pi_{\text{rel}}$  represents the relative lens–source proper motion. Unlike the Einstein timescale, the Einstein radius does not depend on the transverse speed of the lens–source motion and thus the physical parameters are less degenerate compared to the Einstein timescale.

Among caustic-crossing events, those with long timescales are of special interest because it is possible to completely resolve the degeneracy of the lens parameters and thus uniquely determine the mass and distance to the lens. This is possible because an additional lensing parameter of the lens parallax can be measured for these events. The lens parallax is defined as the ratio of Earth’s orbit, i.e., 1 AU, to the physical Einstein radius,  $r_E = D_L \theta_E$ , projected on the observer plane, i.e.,

$$\pi_E = \frac{\pi_{\text{rel}}}{\theta_E}. \quad (4)$$

With simultaneous measurements of the Einstein radius and the lens parallax, the mass and distance to the lens are uniquely determined as

$$M = \frac{\theta_E}{\kappa \pi_E} \quad (5)$$

and

$$D_L = \frac{\text{AU}}{\pi_E \theta_E + \pi_S}; \quad \pi_S = \frac{\text{AU}}{D_S}, \quad (6)$$

respectively (Gould 2000). The lens parallax is measured by analyzing deviations in lensing light curves caused by the deviation of the relative lens–source motion from a rectilinear one due to the change of the observer’s position induced by the orbital motion of the Earth around the Sun (Gould 1992; Refsdal 1966). This deviation becomes important for long-timescale events, which endure for a significant fraction of the orbital motion of the Earth. Therefore, the probability of measuring the lens parallax is high for long-timescale events.

**Table 1**  
Telescopes

Event	Telescope
MOA-2011-BLG-090	MOA MOA-II 1.8 m, New Zealand
	OGLE Warsaw 1.3 m, Chile
	$\mu$ FUN CTIO/SMARTS2 1.3 m, Chile
	$\mu$ FUN PEST 0.3 m, Australia
	MiNDSTeP Danish 1.54 m, Chile
	RoboNet FTS 2.0 m, Australia
OGLE-2011-BLG-0417	OGLE Warsaw 1.3 m, Chile
	$\mu$ FUN CTIO/SMARTS2 1.3 m, Chile
	$\mu$ FUN Auckland 0.4 m, New Zealand
	$\mu$ FUN FCO 0.36 m, New Zealand
	$\mu$ FUN Kumeu 0.36 m, New Zealand
	$\mu$ FUN OPD 0.6 m, Brazil
	PLANET Canopus 1.0 m, Australia
	PLANET SAAO 1.0 m, South Africa
	MiNDSTeP Danish 1.54 m, Chile
	RoboNet FTN 2.0 m, Hawaii
RoboNet LT 2.0 m, Spain	

### 3. SAMPLE AND OBSERVATIONS

We searched for long-timescale caustic-crossing binary events among lensing events discovered in the 2011 microlensing observation season. We selected events to be analyzed based on the following criteria.

1. The overall light curve was well covered with good photometry.
2. At least one caustic crossing was well resolved for the Einstein radius measurement.
3. The timescale of an event should be long enough for the lens parallax measurement.

From this search, we found two events of MOA-2011-BLG-090 and OGLE-2011-BLG-0417. Besides these events, there exist several other long-timescale caustic-crossing events, including MOA-2011-BLG-034, OGLE-2011-BLG-0307/MOA-2011-BLG-241, and MOA-2011-BLG-358/OGLE-2011-BLG-1132. We did not include MOA-2011-BLG-034 and MOA-2011-BLG-358/OGLE-2011-BLG-1132 in our analysis list because the coverage and photometry of the events are not good enough to determine the physical lens parameters by measuring subtle second-order effects in the lensing light curve. For OGLE-2011-BLG-0307/MOA-2011-BLG-241, the signal of the parallax effect was not strong enough to securely measure the physical parameters of the lens.

The events MOA-2011-BLG-090 and OGLE-2011-BLG-0417 were observed by the microlensing experiments that are being conducted toward Galactic bulge fields by six different groups including MOA, OGLE,  $\mu$ FUN, PLANET, RoboNet, and MiNDSTeP. Among them, the MOA and OGLE collaborations are conducting survey observations for which the primary goal is to detect a maximum number of lensing events by monitoring a large area of sky. The  $\mu$ FUN, PLANET, RoboNet, and MiNDSTeP groups are conducting follow-up observations of events detected from survey observations. The events were observed by using 12 telescopes located in three different continents in the Southern Hemisphere. In Table 1, we list the telescopes used for the observation.

Reduction of the data was conducted by using photometry codes developed by the individual groups. The OGLE and MOA data were reduced by photometry codes developed by Udalski (2003) and Bond et al. (2001), respectively, which are based

on the Difference Image Analysis method (Alard & Lupton 1998). The  $\mu$ FUN data were processed using a pipeline based on the DoPHOT software (Schechter et al. 1993). For PLANET and MiNDSTeP data, a pipeline based on the pySIS software (Albrow et al. 2009) is used. For RoboNet data, the DanDIA pipeline (Bramich 2008) is used.

To standardize error bars of data estimated from different observatories, we re-scaled them so that  $\chi^2$  per degree of freedom becomes unity for the data set of each observatory, where  $\chi^2$  is computed based on the best-fit model. For the data sets used for modeling, we eliminate data points with very large photometric uncertainties and those lying beyond  $3\sigma$  from the best-fit model.

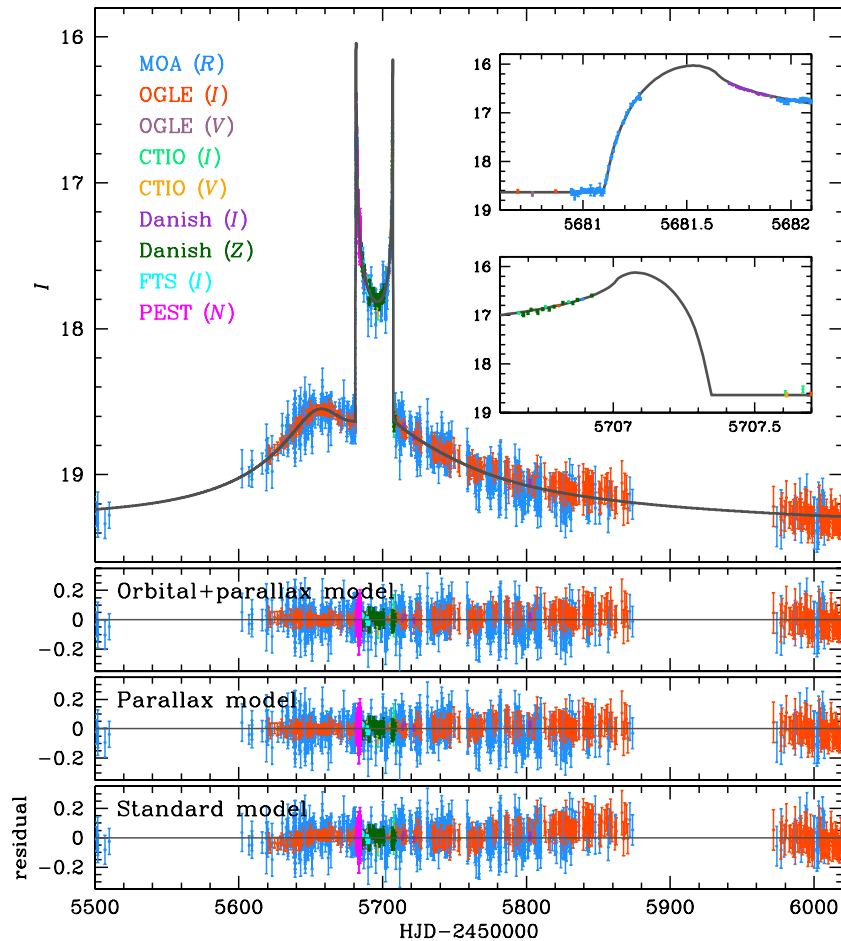
We present the light curves of events in Figures 1 and 2. To be noted is that the overall light curves including caustic crossings of both events are well covered by survey observations. This demonstrates that the observational cadence of survey experiments is now high enough to characterize lensing events based on their own data. The parts of light curves with  $2455880 < \text{HJD} < 2455960$  were not covered because the Galactic bulge field could not be observed. Although not included in the selection criteria, both events showed a common bump to those involved with caustic crossings: at  $\text{HJD} \sim 2455655$  for MOA-2011-BLG-090 and at  $\text{HJD} \sim 2455800$  for OGLE-2011-BLG-0417. These bumps were produced during the approach of the source trajectory close to a cusp of a caustic. An & Gould (2001) pointed out that such triple-peak features help to better measure the lens parallax.

### 4. MODELING LIGHT CURVES

In modeling the light curve of each event, we search for a solution of lensing parameters that best characterizes the observed light curve. Describing the basic feature of a binary-lens light curve requires six parameters including the three single-lensing parameters  $t_0$ ,  $u_0$ , and  $t_E$ . The three additional binary-lensing parameters include the mass ratio between the lens components,  $q$ , the projected separation in units of the Einstein radius,  $s_{\perp}$ , and the angle between the source trajectory and the binary axis,  $\alpha$  (trajectory angle).

In addition to the basic binary lensing parameters, it is required to include additional parameters to precisely describe detailed features caused by various second-order effects. The first such effect is related to the finite size of the source star. This finite-source effect becomes important when the source is located at a position where the gradient of magnification is very high and thus different parts of the source surface experience different amounts of magnification. For binary-lens events, this happens when the source approaches or crosses the caustic around which the gradient of magnification is very high. To describe the light curve variation caused by the finite-source effect, it is necessary to include an additional parameter of the normalized source radius,  $\rho_{\star}$ .

For long-timescale events, such as those analyzed in this work, it is required to additionally consider the parallax effect. Consideration of the parallax effect in modeling requires the inclusion of two additional parameters  $\pi_{E,N}$ , and  $\pi_{E,E}$ , which represent the two components of the lens parallax vector  $\boldsymbol{\pi}_E$  projected on the sky along the north and east equatorial coordinates, respectively. The direction of the lens parallax vector corresponds to the relative lens–source relative motion in the frame of the Earth at a specific time of the event. The size of the vector corresponds to the ratio of Earth’s orbit to the Einstein radius projected on the observer’s plane,



**Figure 1.** Light curve of MOA-2011-BLG-090. The notation in the parentheses after each observatory denotes the passband of observation, where  $N$  denotes that no filter was used. The insets in the upper panel show the enlargement of the caustic-crossing parts of the light curve. The lower three panels show the residuals from the three tested models. See Section 4 for more details about the individual models.

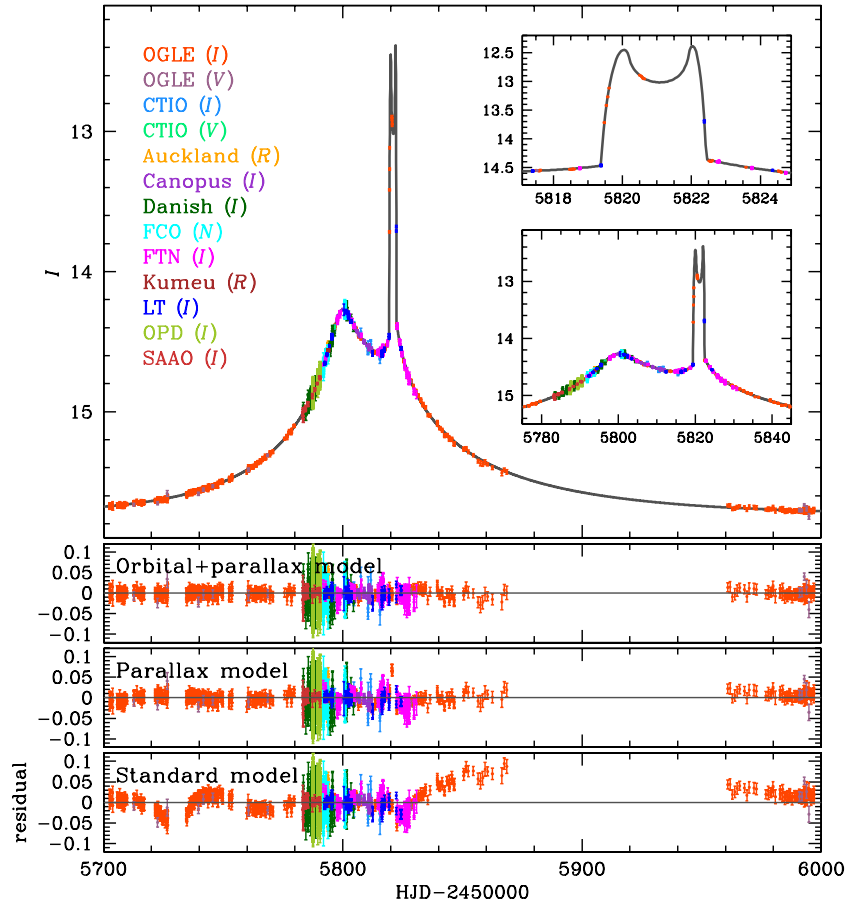
(A color version of this figure is available in the online journal.)

i.e.,  $\pi_E = \text{AU}/[r_E D_S/(D_S - D_L)]$ , where  $r_E = D_L \theta_E$  is the physical size of the Einstein radius.

Another effect to be considered for long-timescale events is the orbital motion of the lens (Dominik 1998; Ioka et al. 1999; Albrow et al. 2000; Penny et al. 2011; Shin et al. 2011; Skowron et al. 2011). The lens orbital motion affects lensing light curves in two different ways. First, it causes the binary separation to change and thus the magnification pattern. Second, it also causes the binary axis to rotate with respect to the source trajectory. In order to fully account for the lens orbital motion, four additional parameters are needed. The first two of these parameters are  $ds_{\perp}/dt$  and  $d\alpha/dt$ , which represent the change rates of the projected binary separation and the trajectory angle, respectively. The other two orbital parameters are  $s_{\parallel}$  and  $ds_{\parallel}/dt$ , where  $s_{\parallel}$  represents the line-of-sight separation between the binary components in units of  $\theta_E$  and  $ds_{\parallel}/dt$  represents its rate of change. For a full description of the orbital lensing parameters, see the summary in the Appendix of Skowron et al. (2011). The deviation in a lensing light curve affected by the orbital effect is smooth and long lasting and thus is similar to the deviation induced by the parallax effect. This implies that if the orbital effect is not considered, the measured lens parallax and the resulting lens parameters might be erroneous. Therefore, considering the orbital effect is important not only for constraining the orbital motion of the lens but also for precisely determining the physical parameters of the lens.

With all these parameters, we test three different models. In the first model, we fit the light curve with standard binary lensing parameters considering the finite-source effect (standard model). In the second model, we additionally consider the parallax effect (parallax model). Finally, we take the orbital effect into consideration as well (orbital model). When the source trajectory is a straight line, the two light curves resulting from source trajectories with positive ( $+u_0$ ) and negative ( $-u_0$ ) impact parameters are identical due to the symmetry of the magnification pattern with respect to the binary axis. When either the parallax or the orbital effect is considered, on the other hand, the source trajectory deviates from a straight line and thus the light curves with  $+u_0$  and  $-u_0$  are different from each other. We, therefore, consider both the  $+u_0$  and  $-u_0$  cases for each of the models considering the parallax and orbital effects.

In modeling, the best-fit solution is obtained by minimizing  $\chi^2$  in the parameter space. We conduct this in three stages. In the first stage, grid searches are conducted over the space of a subset of parameters and the remaining parameters are searched for by using a downhill approach (Dong et al. 2006). We then identify local minima in the grid-parameter space by inspecting the  $\chi^2$  distribution. In the second stage, we investigate the individual local minima by allowing the grid parameters to vary and find the exact location of each local minimum. In the final stage, we choose the best-fit solution by comparing  $\chi^2$  values of the individual local minima. This multiple stage procedure is needed



**Figure 2.** Light curve of OGLE-2011-BLG-0417. Notations are same as in Figure 1.  
(A color version of this figure is available in the online journal.)

for thorough investigation of possible degeneracy of solutions. We choose of  $s_{\perp}$ ,  $q$ , and  $\alpha$  as the grid parameters because they are related to the light curve features in a complex way such that a small change in the values of the parameters can lead to dramatic changes in the resulting light curve. On the other hand, the other parameters are more directly related to the light curve features and thus they are searched for by using a downhill approach. For the  $\chi^2$  minimization in the downhill approach, we use the Markov Chain Monte Carlo (MCMC) method. Once a solution of the parameters is found, we estimate the uncertainties of the individual parameters based on the chain of solutions obtained from MCMC runs.

To compute lensing magnifications affected by the finite-source effect, we use the ray-shooting method (Schneider & Weiss 1986; Kayser et al. 1986; Wambsganss 1997). In this method, rays are uniformly shot from the image plane, bent according to the lens equation, and land on the source plane. Then, a finite magnification is computed by comparing the number densities of rays on the image and source planes. Precise computation of finite magnifications by using this numerical technique requires a large number of rays and thus demands heavy computation. To minimize computation, we limit finite-magnification computation by using the ray-shooting method only when the lens is very close to caustics. In the adjacent region, we use an analytic hexadecapole approximation (Pejcha & Heyrovský 2009; Gould 2008). In the region with large enough distances from caustics, we use point-source magnifications.

**Table 2**  
Limb-darkening Coefficients

Quantity	MOA-2011-BLG-090	OGLE-2011-BLG-0417
$\Gamma_V$	0.52	0.71
$\Gamma_R$	0.45	0.61
$\Gamma_I$	0.37	0.51
Source type	FV	KIII
$T_{\text{eff}}$ (K)	6650	4660
$v_{\text{urb}}$ (km s $^{-1}$ )	2	2
$\log g$ (cm s $^{-2}$ )	4.5	2.5

In the finite magnification computation, we consider the variation of the magnification caused by the limb darkening of the source star's surface. We model the surface brightness profile of a source star as

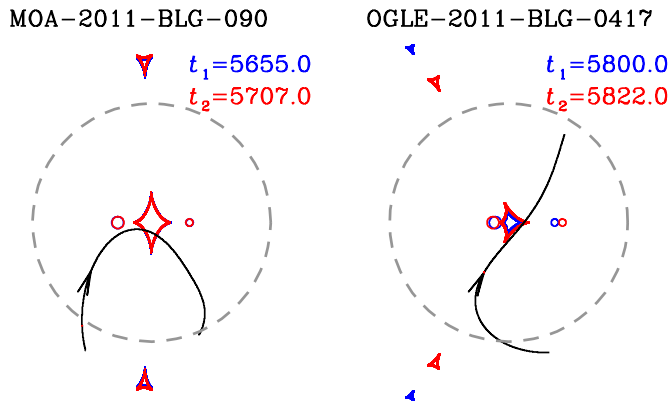
$$S_{\lambda} = \frac{F_{\lambda}}{\pi \theta_{\star}^2} \left[ 1 - \Gamma_{\lambda} \left( 1 - \frac{3}{2} \cos \psi \right) \right], \quad (7)$$

where  $\Gamma_{\lambda}$  is the linear limb-darkening coefficients,  $F_{\lambda}$  is the source star flux, and  $\psi$  is the angle between the normal to the source star's surface and the line of sight toward the star. The limb-darkening coefficients are set based on the source type that is determined on the basis of the color and magnitude of the source. In Table 2, we present the limb-darkening coefficients used, the corresponding source types, and the measured de-reddened color along with the assumed values of the effective

**Table 3**  
Lensing Parameters

Parameters	MOA-2011-BLG-090			OGLE-2011-BLG-0417		
	Standard	Model Parallax	Orbital+Parallax	Standard	Model Parallax	Orbital+Parallax
$\chi^2/\text{dof}$	5207/5164	4718/5162	4636/5158	4415/2627	2391/2625	1735/2621
$t_0$ (HJD')	$5688.331 \pm 0.121$	$5691.563 \pm 0.187$	$5690.409 \pm 0.110$	$5817.302 \pm 0.018$	$5815.867 \pm 0.030$	$5813.306 \pm 0.059$
$u_0$	$0.3307 \pm 0.0038$	$-0.0613 \pm 0.0008$	$-0.0785 \pm 0.0005$	$0.1125 \pm 0.0001$	$-0.0971 \pm 0.0003$	$-0.0992 \pm 0.0005$
$t_E$ (days)	$94.10 \pm 0.71$	$279.88 \pm 0.27$	$220.40 \pm 0.21$	$60.74 \pm 0.08$	$79.59 \pm 0.36$	$92.26 \pm 0.37$
$s_{\perp}$	$0.981 \pm 0.002$	$0.536 \pm 0.002$	$0.606 \pm 0.001$	$0.601 \pm 0.001$	$0.574 \pm 0.001$	$0.577 \pm 0.001$
$q$	$0.611 \pm 0.005$	$1.108 \pm 0.026$	$0.892 \pm 0.014$	$0.402 \pm 0.002$	$0.287 \pm 0.002$	$0.292 \pm 0.002$
$\alpha$ (rad)	$-0.181 \pm 0.004$	$0.373 \pm 0.005$	$0.317 \pm 0.006$	$1.030 \pm 0.002$	$-0.951 \pm 0.002$	$-0.850 \pm 0.004$
$\rho_{\star}$ ( $10^{-3}$ )	$2.89 \pm 0.03$	$0.54 \pm 0.01$	$0.78 \pm 0.01$	$3.17 \pm 0.01$	$2.38 \pm 0.02$	$2.29 \pm 0.02$
$\pi_{E,N}$	...	$0.205 \pm 0.003$	$0.159 \pm 0.003$	...	$0.125 \pm 0.004$	$0.375 \pm 0.015$
$\pi_{E,E}$	...	$-0.071 \pm 0.005$	$-0.022 \pm 0.004$	...	$-0.111 \pm 0.005$	$-0.133 \pm 0.003$
$ds_{\perp}/dt$ ( $\text{yr}^{-1}$ )	...	...	$-0.031 \pm 0.007$	...	...	$1.314 \pm 0.023$
$d\alpha/dt$ ( $\text{yr}^{-1}$ )	...	...	$1.066 \pm 0.005$	...	...	$1.168 \pm 0.076$
$s_{\parallel}$	...	...	$0.137 \pm 0.008$	...	...	$0.467 \pm 0.020$
$ds_{\parallel}/dt$ ( $\text{yr}^{-1}$ )	...	...	$-0.784 \pm 0.008$	...	...	$-0.192 \pm 0.036$

Note. HJD' = HJD-2450000.



**Figure 3.** Caustic geometries and source trajectories of the best-fit models for MOA-2011-BLG-090 (left panel) and OGLE-2011-BLG-0417 (right panel). The small closed figures composed of concave curves represent the caustics. The small open circles represent the lens positions. We note that the lens positions and the resulting caustic vary in time due to the orbital motion of the lens. We mark two sets of lens positions and caustics at two different times  $t_1$  and  $t_2$ . We also note that the source trajectory, the curve with an arrow, is curved due to the combination of the parallax and orbital effects. The source trajectory is presented so that the binary axis is set along the horizontal axis. The dashed circles represent the Einstein rings corresponding to the total mass of the binary lenses.

(A color version of this figure is available in the online journal.)

temperature,  $T_{\text{eff}}$ , the surface turbulence velocity,  $v_{\text{turb}}$ , and the surface gravity,  $\log g$ . For both events, we assume a solar metallicity.

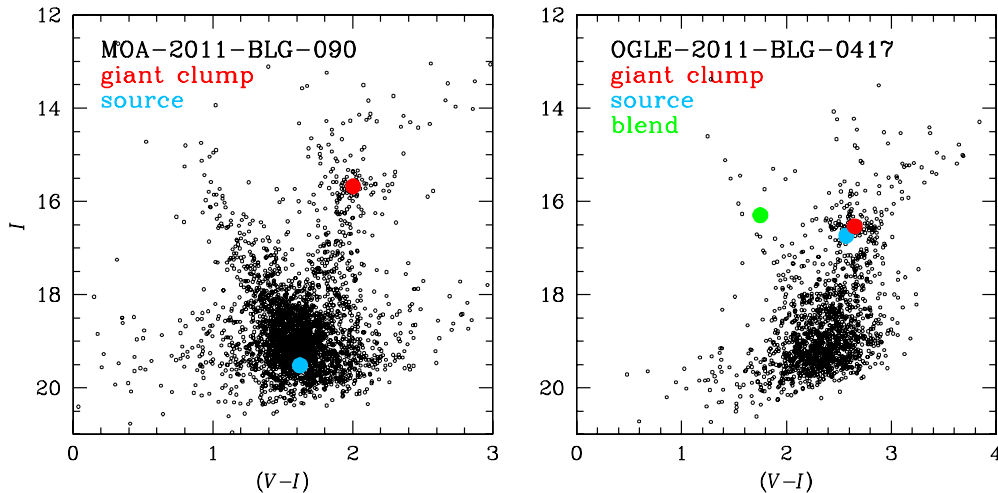
## 5. RESULTS

In Table 3, we present the solutions of parameters for the tested models. The best-fit model light curves are drawn on the top of the observed light curves in Figures 1 and 2. In Figure 3, we present the geometry of the lens systems where the source trajectory with respect to the caustic and the locations of the lens components are marked. We note that the source trajectories are curved due to the combination of the parallax and orbital effects. We also note that the positions of the lens components and the corresponding caustics change in time due to the orbital motion and thus we present caustics at two different moments that are marked in Figure 3. These moments correspond to those of characteristic features on the light curve such as the peak

involved during a cusp approach or a caustic crossing. To better show the differences in the fit between different models, we present the residuals of data from the best fits of the individual models. For a close-up view of the caustic-crossing parts of the light curves, we also present enlargement of the light curve.

For both events, the parallax and orbital effects are detected with significant statistical confidence levels. It is found that inclusion of the second-order effects of the parallax and orbital motions improves the fits with  $\Delta\chi^2 = 571$  and 2680 for MOA-2011-BLG-090 and OGLE-2011-BLG-0417, respectively. To be noted is that the orbital effect is considerable for OGLE-2011-BLG-0417 and thus the difference between the values of the lens parallax measured with ( $\pi_E = 0.40$ ) and without ( $\pi_E = 0.17$ ) considering the orbital effect is substantial. Since the lens parallax is directly related to the physical parameters of the lens, this implies that considering the orbital motion of the binary lens is important for the accurate measurement of the lens parallax and thus the physical parameters.

The finite-source effect is also clearly detected and the normalized source radii are precisely measured for both events. To obtain the Einstein radius from the measured normalized source radius,  $\rho_{\star}$ , additional information about the source star is needed. We obtain this information by first locating the source star on the color–magnitude diagram of stars in the field and then calibrating the source brightness and color by using the centroid of the giant clump as a reference under the assumption that the source and clump giants experience the same amount of extinction and reddening (Yoo et al. 2004). The measured  $V/I$  colors are then translated into  $V/K$  color by using the  $V/I - V/K$  relations of Bessell & Brett (1988) and the angular source radius is obtained by using the  $V/K$  color and the angular radius given by Kervella et al. (2004). In Figure 4, we present the color–magnitude diagrams of field stars constructed based on OGLE data and the locations of the source star. We find that the source star is an F-type main-sequence star with a de-reddened color of  $(V - I)_0 = 0.68$  for MOA-2011-BLG-090 and a K-type giant with  $(V - I)_0 = 0.98$  for OGLE-2011-BLG-0417. Here we assume that the de-reddened color and absolute magnitude of the giant clump centroid are  $(V - I)_{0,c} = 1.06$  and  $M_{I,c} = -0.23$  (Stanek & Garnavich 1998), respectively. The mean distances to clump stars of  $\sim 7200$  pc for MOA-2011-BLG-090 and  $\sim 7900$  pc for OGLE-2011-BLG-0417 are estimated based on the Galactic model of Han & Gould (1995). The measured



**Figure 4.** OGLE color–magnitude diagrams of stars in the fields where the lensing events MOA-2011-BLG-090 (left panel) and OGLE-2011-BLG-0417 (right panel) occurred. The red and blue dots represent the centroid of the giant clump and the location of the source star for each event, respectively. For OGLE-2011-BLG-0417, we also mark the position of the blended star.

(A color version of this figure is available in the online journal.)

**Table 4**  
Physical Lens Parameters

Parameter	MOA-2011-BLG-090	OGLE-2011-BLG-0417
$M_{\text{tot}} (M_{\odot})$	$0.82 \pm 0.02$	$0.74 \pm 0.03$
$M_1 (M_{\odot})$	$0.43 \pm 0.01$	$0.57 \pm 0.02$
$M_2 (M_{\odot})$	$0.39 \pm 0.01$	$0.17 \pm 0.01$
$\theta_E$ (mas)	$1.06 \pm 0.01$	$2.44 \pm 0.02$
$\mu$ (mas yr $^{-1}$ )	$1.76 \pm 0.02$	$9.66 \pm 0.07$
$D_L$ (kpc)	$3.26 \pm 0.05$	$0.89 \pm 0.03$
$a$ (AU)	$1.79 \pm 0.02$	$1.15 \pm 0.04$
$P$ (yr)	$2.65 \pm 0.04$	$1.44 \pm 0.06$
$e$	$0.28 \pm 0.01$	$0.68 \pm 0.02$
$i$ (deg)	$129.43 \pm 0.33$	$116.95 \pm 1.04$

**Notes.**  $M_{\text{tot}}$ : total mass of the binary;  $M_1$  and  $M_2$ : masses of the binary components;  $\theta_E$ : angular Einstein radius;  $\mu$ : relative lens–source proper motion;  $D_L$ : distance to the lens;  $a$ : semi-major axis;  $P$ : orbital period;  $e$ : eccentricity;  $i$ : inclination of the orbit.

Einstein radii of the individual events are presented in Table 4. Also presented are the relative lens–source proper motions as determined by  $\mu = \theta_E/t_E$ .

With the measured lens parallax and the Einstein radius, the mass and distance to the lens of each event are determined by using the relations (5) and (6). The measured masses of the binary components are  $0.43 M_{\odot}$  and  $0.39 M_{\odot}$  for MOA-2011-BLG-090 and  $0.57 M_{\odot}$  and  $0.17 M_{\odot}$  for OGLE-2011-BLG-0417. It is to be noted that both lens components of MOA-2011-BLG-090 and one component of OGLE-2011-BLG-0417 are M dwarfs, which are difficult to detect by other conventional methods due to their faintness. It is found that the lenses are located at distances  $D_L \sim 3.3$  kpc and  $0.9$  kpc for MOA-2011-BLG-090 and OGLE-2011-BLG-0417, respectively.

Since full Keplerian motion of the binary lens is considered in our modeling, we also determine the orbital parameters of the semi-major axis  $a$ , period  $P$ , eccentricity  $e$ , and inclination  $i$ . We find that the binary lens components of MOA-2011-BLG-090 are orbiting each other with a semi-major axis of  $\sim 1.8$  AU and an orbital period of  $\sim 2.7$  yr. For OGLE-2011-BLG-0417, the semi-major axis and the orbital period of the binary lens are  $\sim 1.2$  AU and  $\sim 1.4$  yr, respectively. In Figure 5, we present the

distributions of the physical and orbital parameters constructed based on the MCMC chains. In Table 4, we summarize the measured parameters of the binary lenses for both events. We note that the uncertainties of the parameters are based on the standard deviations of the MCMC distributions.

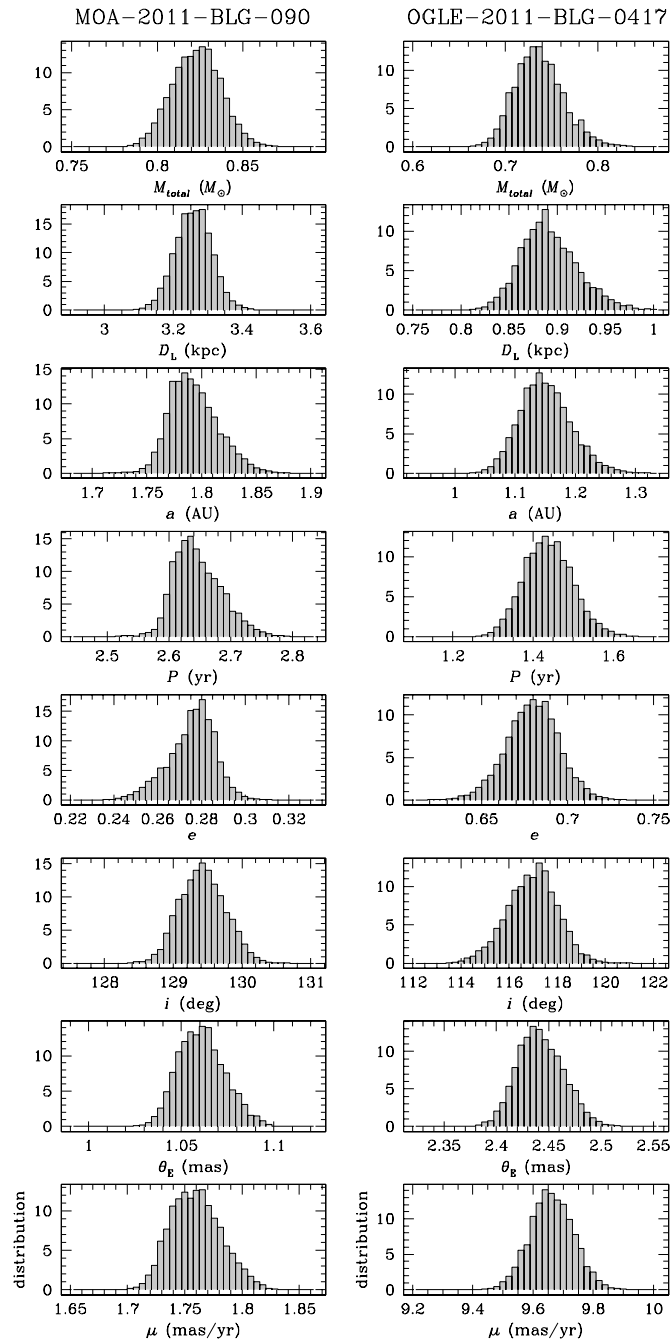
We note that the blended light of OGLE-2011-BLG-0417 comes very likely from the lens itself, implying that the lens can be directly observed. Based on the measured mass of  $0.57 M_{\odot}$ , the primary of the binary lens corresponds to a late K-type main-sequence star with an absolute magnitude and a de-reddened color of  $M_I \sim 6.0$  and  $(V-I)_0 \sim 1.5$ , respectively. Considering the distance of  $0.89$  kpc and assuming an extinction of  $A_I \sim 0.5$  and the color index of  $E(V-I) \sim 0.3$ , the apparent brightness and color of the lens correspond to  $I \sim 16.2$  and  $(V-I) \sim 1.8$ , respectively. These values match very well with the location of the blend marked on the right panel of Figure 4, implying that the blend is very likely the lens. The visibility of the lens signifies this event because it is possible to check the microlensing orbital solution by spectroscopic radial-velocity observation.

## 6. DISCUSSION AND CONCLUSION

We reported detections and measurements of two binaries discovered from observations of microlensing events MOA-2011-BLG-090 and OGLE-2011-BLG-0417. The light curves of the events have common characteristics of long durations with caustic-crossing features, which enabled us to determine the physical parameters of the lenses. It was found that both lens components of MOA-2011-BLG-090 and one component of OGLE-2011-BLG-0417 are M dwarfs. Therefore, the discovered microlensing binaries demonstrate the usefulness of gravitational lensing in detecting and characterizing binaries composed of low-mass stars. By considering full Keplerian binary motion, we also determined the orbital parameters of the binaries. For OGLE-2011-BLG-0417, the blended light comes very likely from the lens itself and thus it would be possible to check the orbital solution from follow-up radial-velocity observation.

Studies of M dwarfs are important not only because they are the most abundant stars in the Milky Way but also they form a link between solar-type stars and brown dwarfs: two mass





**Figure 5.** Distributions of the physical and orbital parameters of the binary lens systems for MOA-2011-BLG-090 (left panels) and OGLE-2011-BLG-0417 (right panels).

regimes that might exhibit very different multiplicity characteristics. Precise knowledge of multiplicity characteristics and how they change in this transitional mass region provides constraints on low-mass star and brown dwarf formation (Goodwin et al. 2007; Burgasser et al. 2007). Despite the importance of M-dwarf binaries, only a few measurements of the binary fraction and distribution of low-mass stars have been made, e.g., Delfosse et al. (2004), and the samples are restricted to only binaries in the solar neighborhood. As a result, there are still large uncertainties about their basic physical properties as well as their formation environment. Considering the rapid improvement of lensing surveys both in equipment and strategy, it is expected that the number of microlensing binaries with measured physi-

cal parameters will increase rapidly. This will contribute to the complete view of stellar multiplicity across a wide range of binary parameters.

Work by C.H. was supported by Creative Research Initiative Program (2009-0081561) of National Research Foundation of Korea. The OGLE project has received funding from the European Research Council under the European Community's Seventh Framework Programme (FP7/2007-2013)/ERC grant agreement no. 246678. The MOA experiment was supported by grants JSPS22403003 and JSPS23340064. T.S. was supported by the grant JSPS23340044. Y. Muraki acknowledges support from JSPS grants JSPS23540339 and JSPS19340058. The MiNDSTeP monitoring campaign is powered by ARTEMiS (Automated Terrestrial Exoplanet Microlensing Search; Dominik et al. 2008). M.H. acknowledges support by the German Research Foundation (DFG). D.R. (boursier FRiA) and J. Surdej acknowledge support from the Communauté française de Belgique Actions de recherche concertées—Académie universitaire Wallonie-Europe. The RoboNet team is supported by the Qatar Foundation through QNRF grant NPRP-09-476-1-78. C.S. received funding from the European Union Seventh Framework Programme (FP7/2007-2013) under grant agreement 268421. This work is based in part on data collected by MiNDSTeP with the Danish 1.54 m telescope at the ESO La Silla Observatory. The Danish 1.54 m telescope is operated based on a grant from the Danish Natural Science Foundation (FNU). A. Gould and B.S. Gaudi acknowledge support from NSF AST-1103471. B.S. Gaudi, A. Gould, and R.W. Pogge acknowledge support from NASA grant NNG04GL51G. Work by J.C. Yee is supported by a National Science Foundation Graduate Research Fellowship under grant no. 2009068160. S. Dong's research was performed under contract with the California Institute of Technology (Caltech) funded by NASA through the Sagan Fellowship Program. Research by T.C.H. was carried out under the KRCF Young Scientist Research Fellowship Program. T.C.H. and C.U.L. acknowledge the support of Korea Astronomy and Space Science Institute (KASI) grant 2012-1-410-02.

## REFERENCES

- Abt, H. A. 1983, *ARA&A*, **21**, 343  
 Abt, H. A., & Levy, S. G. 1976, *ApJS*, **30**, 273  
 Alard, C., & Lupton, R. H. 1998, *ApJ*, **503**, 325  
 Albrow, M. D., Beaulieu, J.-P., Caldwell, J. A. R., et al. 2000, *ApJ*, **534**, 894  
 Albrow, M. D., Horne, K., Bramich, D. M., et al. 2009, *MNRAS*, **397**, 2099  
 An, J., & Gould, A. 2001, *ApJ*, **563**, L111  
 Bessell, M. S., & Brett, J. M. 1988, *PASP*, **100**, 1134  
 Bond, I. A., Abe, F., Dodd, R. J., et al. 2001, *MNRAS*, **327**, 868  
 Bramich, D. M. 2008, *MNRAS*, **386**, L77  
 Burgasser, A. J., Reid, I. N., Siegler, N., et al. 2007, in *Protostars and Planets V*, ed. B. Reipurth, D. Jewitt, & K. Keil (Tucson, AZ: Univ. Arizona Press), 427  
 Delfosse, X., Beuzit, J.-L., Marçal, L., et al. 2004, in *ASP Conf. Ser. 318, Spectroscopically and Spatially Resolving the Components of the Close Binary Stars*, ed. R. W. Hilditch, H. Hensberge, & K. Pavlovski (San Francisco, CA: ASP), 166  
 Dong, S., DePoy, D. L., Gaudi, B. S., et al. 2006, *ApJ*, **642**, 842  
 Dominik, M. 1995, *A&AS*, **109**, 597  
 Dominik, M. 1998, *A&A*, **329**, 361  
 Dominik, M., Horne, K., Allan, A., et al. 2008, *Astron. Nachr.*, **329**, 248  
 Duquenois, A., & Mayor, M. 1991, *A&A*, **248**, 485  
 Gaudi, B. S., & Gould, A. 1999, *ApJ*, **513**, 619  
 Gaudi, B. S., & Petters, A. O. 2002, *ApJ*, **580**, 468  
 Goodwin, S. P., Krupa, P., Goodman, A., & Burkert, A. 2007, in *Protostars and Planets*, ed. V. B. Reipurth, D. Jewitt, & K. Keil (Tucson, AZ: Univ. of Arizona Press), 133  
 Gould, A. 1992, *ApJ*, **392**, 442

- Gould, A. 2000, *ApJ*, **542**, 785  
Gould, A. 2008, *ApJ*, **681**, 1593  
Han, C., & Gould, A. 1995, *ApJ*, **447**, 53  
Ioka, K., Nishi, R., & Kan-Ya, Y. 1999, *Prog. Theor. Phys.*, **102**, 983  
Kayser, R., Refsdal, S., & Stabell, R. 1986, *A&A*, **166**, 36  
Kervella, P., Thévenin, F., Di Folco, E., & Ségransan, D. 2004, *A&A*, **426**, 297  
Mao, S., & Paczyński, B. 1991, *ApJ*, **374**, L37  
Pejcha, O., & Heyrovský, D. 2009, *ApJ*, **690**, 1772  
Penny, M. T., Mao, S., & Kerins, E. 2011, *MNRAS*, **412**, 607  
Refsdal, S. 1966, *MNRAS*, **134**, 315  
Schechter, P. L., Mateo, M., & Saha, A. 1993, *PASP*, **105**, 1342  
Schneider, P., & Weiss, A. 1986, *A&A*, **164**, 237  
Shin, I.-G., Udalski, A., Han, C., et al. 2011, *ApJ*, **735**, 85  
Skowron, J., Udalski, A., Gould, A., et al. 2011, *ApJ*, **738**, 87  
Stanek, K. Z., & Garnavich, P. M. 1998, *ApJ*, **503**, L131  
Udalski, A. 2003, *Acta Astron.*, **53**, 291  
Wambsganss, J. 1997, *MNRAS*, **284**, 172  
Yoo, J., DePoy, D. L., Gal-Yam, A., et al. 2004, *ApJ*, **603**, 139